






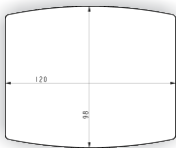





Clear Lens

Reference Chart

Helmet Brand	Helmet Model	Lens Type	Lens Dimensions	Cross Reference	Part No.	Shape
ArcOne®	Cobra	Outer/Inner	110x90mm	EPEAOPCP1/ P7.CL11090.10	CL11090-5	
	Viper	Outer/Inner	133x114mm	EPEAOPCP2/ P7.CL133114.10	CL133114-5	
BOC®/ WeldGuard®	AutoTracker/ Switch/ MultiProcess	Outer	180x115mm	5000-211/ P7.CLOPS.5	CL180115-5	
	Switch	Inner	107x51mm	5000-328/ P7.CL10751.5	CL10751-5	
	MultiProcess	Inner	107x54mm	P7.CL10751.5	CL10754-5	
	AutoChange	Outer	110x98mm	WG4700/ P7.CL11098.10	CL11098-5	
		Inner	103x47mm	WG4701H/ P7.CL10347.5	CL10347-5	
	Galaxy	Inner/Outer	107x51mm	P7.CL10751.5	CL10751-5	
		Grinding Visor	108x68mm	P7.CL10868.5	CL10868-5	
Boss® / BossSafe®	Top Dog	Outer	120x98mm	700228/ P7.CLTD.10	CL12098-5	
		Inner	95x51mm	700229/ P7.CL9551.5	CL9551-5	
	Blaze/ Graphite/ Urban/ Street	Outer	120x98mm	700228/ P7.CLTD.10	CL12098-5	
		Inner	103x69mm	700235/ P7.CL11369.5	CL10369-5	
	Mega-View Series	Outer	133x114mm	700320/ P7.CL133114.10	CL133114-5	
		Inner	104x96mm	700321	CL10496-5	
	Speedy	Outer	115x87mm	700340	CL11587-5	
		Inner	103x53mm	700342/ P7.CL10353.10	CL10353-5	









- Lenses available to suit almost any common brand/model of helmet
- Massive Range + Easy Find Selection Chart
- High Quality Impact Resistant Material for Safety & Peace of Mind
- Selected Lens have extra Heat &/or Scratch resistant properties
- Selected Lens Tested and Comply to AS1337 &/or AS1337.1
- Selected Lens comply to CE 1B Z87 / CSA Z94.3-07



All specifications are subject to change without notice. While all care has been taken, Weldtronic accepts no responsibility for any inaccuracies, errors or omissions in this document or attachments. Any comments regarding intended application are for identification purposes. It is the sole responsibility of the user and/or owner and/or purchaser to select the appropriate product for their intended purpose and to ensure that the product selected is capable of performing correctly and safely in the intended application. E.&O.E. Any brand names, trade names or part numbers are the property of their respective owners and provided for identification/reference purposes only. Replacement Lens may not be identical to original product.

Clear Lens










Reference Chart

Helmet Brand	Helmet Model	Lens Type	Lens Dimensions	Cross Reference	Part No.	Shape
ClearWelding®	WH615S	Outer	115x94mm	CL1159410	CL11594-5	 
		Inner	95x47mm	CL954710	CL9547-5	
	WH735S	Outer	115x94mm	CL1159410	CL11594-5	 
		Inner	96x57mm	CL965710	CL9657-5	
	WH720S	Outer	114x100mm	CL11410015	CL114100-5	 
		Inner	95x47mm	CL954710	CL9547-5	
	WH800S	Outer	133x114mm	CL13311415/ P7.CL133114.10	CL133114-5	 
		Inner	97x65mm	CL966510/ WC.05156	CL9765-5	
	WH815S	Outer	133x114mm	CL13311415/ CL133114.10	CL133114-5	 
		Inner	97x65mm	CL966510/ WC.05156	CL9765-5	
	WH820S	Outer	133x114mm	CL13311415/ P7.CL133114.10	CL133114-5	 
		Inner	94x89mm	CL948910/ P7.CL9489.5	CL9489-5	
CIG®	Weldskill	Outer	114x89mm	454308/ P7.CLCWS.10	CL11489-5	 
		Inner	105x46mm	454309/ P7.CL10546.5	CL10546-5	
	ProPlus+	Outer	133x114mm	454356/ P7.CL133114.10	CL133114-5	 
		Inner	97x65mm	454357/ P7.CL9765.10	CL9765-5	
	Prolite	Outer	123x98mm	454329/ WC.05157	CL12398-5	 
		Inner	97x65mm	454328/ WC.05156	CL9765-5	
	Arcmaster Pro	Outer	110x180mm	454298/ P7.CLCAP.10	CL110180-5	
		Inner	107.8x51mm	454299/ P7.CL10751.5	CL10751-5	

All specifications are subject to change without notice. While all care has been taken, Weldtronic accepts no responsibility for any inaccuracies, errors or omissions in this document or attachments. Any comments regarding intended application are for identification purposes. It is the sole responsibility of the user and/or owner and/or purchaser to select the appropriate product for their intended purpose and to ensure that the product selected is capable of performing correctly and safely in the intended application. E.&O.E. Any brand names, trade names or part numbers are the property of their respective owners and provided for identification/reference purposes only. Replacement Lens may not be identical to original product.

Clear Lens



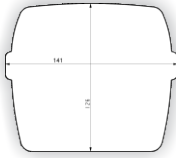

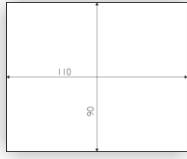

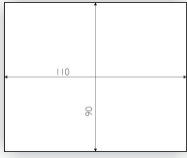

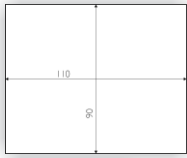


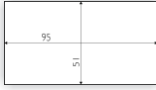

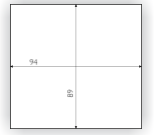
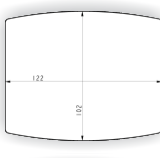

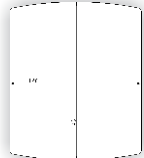

Reference Chart

Helmet Brand	Helmet Model	Lens Type	Lens Dimensions	Cross Reference	Part No.	Shape
Esab®	New Tech 6-13 XL ADC Plus	Outer	110x90mm	700000139/ P7.CL11090.10	CL11090-5	
		Inner	107x71mm	700000268/ KC.J9932	CL10771-5	
	New Tech 9-13 ADC Plus	Outer	110x90mm	700000139/ P7.CL11090.10	CL11090-5	
		Inner	107x51mm	700000228/ P7.CL10751.5	CL10751-5	
	Aristo Tech	Outer	115x95mm	700000010/ P7.CL11595.10	CL11595-5	
		Inner	107x51mm	700000371/ P7.CL10751.5	CL10751-5	
Fronius®	Vizor Series	Outer	180x115mm	42.0510.0024/ P7.CLOPS.5	CL180115-5	
	Vizor 1000	Inner	107x51mm	42.0510.0019/ P7.CL10751.5	CL10751-5	
	Vizor 3000	Inner	107x54mm	42.0510.0092/ P7.CL10754.5	CL10754-5	
	Fazor 1000	Outer	137x126mm	42.0510.0112/ WC.05056	CL137126-5	
		Inner	107x54mm	42.0510.0092/ P7.CL10754.5	CL10754-5	
FabGear®/ FabSHEILD®	LV/LVD/XLV Series	Outer	133x114mm	51103/ CL133114-5	CL133114-5	
	LV/LVD	Inner	97x65mm	51105/ CL9765-5	CL9765-5	
	XLV	Inner	94x89mm	50337/ CL9489-5	CL9489-5	
	Flip	Outer	110x90mm	CL11090-5	CL11090-5	
		Inner	103x53mm	CL10353-5	CL10353-5	
	Chromium	Outer	120x104mm	CL120104-5	CL120104-5	
		Inner	103x53mm	CL10353-5	CL10353-5	
	Magnesium	Outer	116x104mm	CL116104-5	CL116104-5	
		Inner	106x58mm	CL10658-5	CL10658-5	

All specifications are subject to change without notice. While all care has been taken, Weldtronic accepts no responsibility for any inaccuracies, errors or omissions in this document or attachments. Any comments regarding intended application are for identification purposes. It is the sole responsibility of the user and/or owner and/or purchaser to select the appropriate product for their intended purpose and to ensure that the product selected is capable of performing correctly and safely in the intended application. E.&O.E. Any brand names, trade names or part numbers are the property of their respective owners and provided for identification/reference purposes only. Replacement Lens may not be identical to original product.

Clear Lens








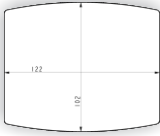








Reference Chart

Helmet Brand	Helmet Model	Lens Type	Lens Dimensions	Cross Reference	Part No.	Shape
FabGear®/ FabSHEILD®	Vanadium	Outer	133x114mm	CL133114-5	CL133114-5	
		Inner	107x95mm	CL10795-5	CL10795-5	
Jackson® (Balder®)	WH70 (BH3) GDS	Outer	141x126mm	KC.J9931/ P7.CLBD3.10	CL141126-5	
		Inner	107x71mm	KC.J99352/ P7.CL10771.10	CL10771-5	
Kemppi®	Beta 60	Outer	110x60mm	9873252/ P7.CL11060.10	CL11060-5	
		Grinding Visor	110x90x1.5mm	9873254/ P7.CL1109015.10	CL1109015-5	
	Beta 90	Outer	110x90x1.0mm	9873253/ P7.CL11090.10	CL11090-5	
		Grinding Visor	110x90x1.5mm	9873254/ P7.CL1109015.10	CL1109015-5	
		Inner-Beta 90A	110x90x1.0mm	9873253/ P7.CL11090.10	CL11090-5	
		Inner-Beta 90X	107x51mm	9873251/ P7.CL10751.5	CL10751-5	
Lincoln®/ LiquidArc®/ PowerCraft®	Viking 700G/ Power Craft	Outer	112x91mm	KP2913-1/ 94006943-1/ P7.CL11291.10	CL11291-5	
		Inner	95x51mm	KP2897-1/ 94006943-3/ P7.CL9551.5	CL9551-5	
	Viking 3350 Series	Outer	133x114mm	KP2898-1/ P7.CL133114.10	CL133114-5	
		Inner	94x89mm	KP3044-1/ P7.CL9489.5	CL9489-5	
	Dominator	Outer	122x102mm	LA.EH913-3P/ P7.CLM2.10	CL122102-5	
		Inner	107x51mm	LA.EH913-4P/ P7.CL10751.5	CL10751-5	
Miller®	Elite, Titanium 9400/9400i	Outer	145x120mm	216326P/ P7.CLME.10	CL145120-5	
		Inner	106x63mm	216327P/ P7.CL10663.5	CL10663-5	
		Grinding Visor		245818		

All specifications are subject to change without notice. While all care has been taken, Weldtronic accepts no responsibility for any inaccuracies, errors or omissions in this document or attachments. Any comments regarding intended application are for identification purposes. It is the sole responsibility of the user and/or owner and/or purchaser to select the appropriate product for their intended purpose and to ensure that the product selected is capable of performing correctly and safely in the intended application. E.&O.E. Any brand names, trade names or part numbers are the property of their respective owners and provided for identification/reference purposes only. Replacement Lens may not be identical to original product.

Clear Lens

Reference Chart

Helmet Brand	Helmet Model	Lens Type	Lens Dimensions	Cross Reference	Part No.	Shape
Miller® (Continued)	Performance	Outer	112x126mm	231921P/ P7.CLMPF.10	CL112126-5	
		Inner	107x51mm	770237P/ P7.CL10751.5	CL10751-5	
	Pro-Hobby/ FS10	Outer	115x95mm	231411P/ P7.CL11595.10	CL11595-5	
		Inner	107x51mm	770237P/ P7.CL10751.5	CL10751-5	
		Inner (Early)	107x44mm	231410P/ P7.CL10744.5	CL10744-5	
	Flame & XLi	Outer	114x86mm	770240P/ P7.CL11486.10	CL11486-5	
		Inner	107x51mm	770237P/ P7.CL10751.5	CL10751-5	
	XLix	Outer	116x96mm	770241P/ P7.CLMLX.10	CL11696-5	
		Inner	107x51mm	770237P/ P7.CL10751.5	CL10751-5	
	NuWeld®	Outer	117x87mm	NWHOL/ P7.CL11787.10	CL11787-5	
		Inner	94x45mm	NWHIL2/ P7.CL9445.5	CL9445-5	
Optrel® (Sperian®)	Satellite/ Orion/ Mira/ Plus/ OS100	Outer	180x115mm	5000.210/ 5000.212/ P7.CLOP5.5	CL180115-5	
	P500 Series	Outer	137x126mm	5000.250/ 5001.250/ WC.05056	CL137126-5	
	E640/ OSC/ Satellite/ Orion/ Miraplus	Inner	107x51mm	5000.300/ P7.CL10751.5	CL10751-5	
	E650, E670, P550, P530	Inner	107x54mm	5000.001/ P7.CL10754.5	CL10754-5	
	Galaxy	Inner/ Outer	107x51mm	5000.227/ P7.CL10751.5	CL10751-5	
		Grinding Visor	108x68mm	5000.226/ P7.CL10868.5	CL10868-5	
	OSC/ Twisty/ Mira (Old Models)	Outer	110x86mm	5000.105/ P7.CL11086.10	CL11086-5	








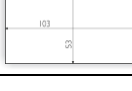






- Lenses available to suit almost any common brand/model of helmet
- Massive Range + Easy Find Selection Chart
- High Quality Impact Resistant Material for Safety & Peace of Mind
- Selected Lens Tested and Comply to AS1337 &/or AS1337.1



All specifications are subject to change without notice. While all care has been taken, Weldtronic accepts no responsibility for any inaccuracies, errors or omissions in this document or attachments. Any comments regarding intended application are for identification purposes. It is the sole responsibility of the user and/or owner and/or purchaser to select the appropriate product for their intended purpose and to ensure that the product selected is capable of performing correctly and safely in the intended application. E.&O.E. Any brand names, trade names or part numbers are the property of their respective owners and provided for identification/reference purposes only. Replacement Lens may not be identical to original product.

Clear Lens

Reference Chart

Helmet Brand	Helmet Model	Lens Type	Lens Dimensions	Cross Reference	Part No.	Shape
Ross®	RXH100F	Outer	117x87mm	NWHOL/ P7.CL11787.10	CL11787-5	
		Inner	90x42mm	NWHIL1/ P7.CL9042.5	CL9042-5	
	RXH300S	Outer	117x87mm	NWHOL/ P7.CL11787.10	CL11787-5	
		Inner	94x45mm	NWHIL2/ P7.CL9445.5	CL9445-5	
Servore®/ ServoGlas®	SV4000/ ArcDefender/ ArcProtector	Outer	120x85mm	AD/ APFCL/ P7.CL12085.10	CL12085-5	
		Inner	109x47mm	AD/ APICL/ P7.CL10947.5	CL10947-5	
	SV5000 Auto-Lift	Outer	117x95mm	ALFCL/ P7.CL11795.10	CL11795-5	
		Inner	107x51mm	ALICL/ P7.CL10751.5	CL10751-5	
		Grinding Visor	268x89mm	ALIPL/ P7.CLSV5GV.10	CL26889-5	
Speedglas® (3M®)	9000/9002 /Utility	Outer	162x97mm	426000 /420150/ 427000/ 420100/ P7.CLSG9.10	CL16297-5	
		Inner U/F/V	90x42mm	428000/ 420200/ P7.CL9042.5	CL9042-5	
		Inner X	103x53mm	428010/ 420210/ P7.CL10353.5	CL10353-5	
	9000 Flex-View	Grinding Visor	126x100mm	423000/ 4230005/ P7.CLSG9FV.10	CL126100-5	
	100 series	Outer	148x86mm	776000/ 777000/ P7.CLSG1.10	CL14886-5	
		Inner	90x42mm	428000/ 420210/ P7.CL9042.5	CL9042-5	
	9100 series	Outer	155x96mm	526000 /527000/ P7.CLSG91.10	CL15596-5	
		Inner 9100V	117x50mm	528005/ P7.CL11750.5	CL11750-5	
		Inner 9100X	117x61mm	528015/ P7.CL11761.5	CL11761-5	
		Inner 9100XX	117x77mm	528025/ P7.CL11777.5	CL11777-5	
	9100-FX	Grinding Visor	225x110mm	523000/ P7.CLSG91FXV.5	CL225110-5	

All specifications are subject to change without notice. While all care has been taken, Weldtronic accepts no responsibility for any inaccuracies, errors or omissions in this document or attachments. Any comments regarding intended application are for identification purposes. It is the sole responsibility of the user and/or owner and/or purchaser to select the appropriate product for their intended purpose and to ensure that the product selected is capable of performing correctly and safely in the intended application. E.&O.E. Any brand names, trade names or part numbers are the property of their respective owners and provided for identification/reference purposes only. Replacement Lens may not be identical to original product.

Clear Lens











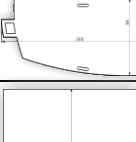





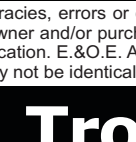

Reference Chart

Helmet Brand	Helmet Model	Lens Type	Lens Dimensions	Cross Reference	Part No.	Shape
Tecmen®	NTADF100F	Outer	110x90mm	NTADF100F/SG/ P7.CL11090.10	CL11090-5	
	NTADF700S	Outer	110x90mm	NTADF700S/SG/ P7.CL11090.10	CL11090-5	
		Inner	95x51mm	NTADF700S/IG/ P7.CL9551.5	CL9551-5	
	TM1	Outer	118X108mm	FCTM0101	CL118108-5	
	TM3	Outer	110X90mm	FCTM0301	CL11090-5	
	TM5	Outer	133X114mm	FCTM0501	CL133114-5	
	TM6	Outer	131X113mm	FCTM0600	CL131113-5	
	TM7	Outer	133X114mm	FCTM0501	CL133114-5	
	TM8	Outer	112x91mm	FCTM0801	CL11291-5	
	TM9	Outer	112x91mm	FCTM0801	CL11291-5	
	TM15	Outer	115X94mm	FCTM1500	CL11594-5	
	TM16	Outer	133X114mm	FCTM0501	CL133114-5	
	TM17	Outer	114X100mm	FCTM1000	CL114100-5	
	TM18	Outer	133X114mm	FCTM1800	CL133114-5	
	ADF200F	Inner	96X52mm	ICTM200F	CL9652-5	
	ADF600S	Inner	95X47mm	ICTM200F	CL9547-5	
	ADF615S	Inner	95X47mm	ICTM200F	CL9547-5	
	ADF720S	Inner	95X47mm	ICTM200F	CL9547-5	
	ADF725S	Inner	95X47mm	ICTM200F	CL9547-5	
	ADF735S	Inner	96X57mm	ICTM735S01	CL9657-5	

All specifications are subject to change without notice. While all care has been taken, Weldtronic accepts no responsibility for any inaccuracies, errors or omissions in this document or attachments. Any comments regarding intended application are for identification purposes. It is the sole responsibility of the user and/or owner and/or purchaser to select the appropriate product for their intended purpose and to ensure that the product selected is capable of performing correctly and safely in the intended application. E.&O.E. Any brand names, trade names or part numbers are the property of their respective owners and provided for identification/reference purposes only. Replacement Lens may not be identical to original product.

Clear Lens





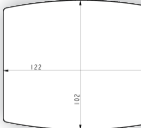





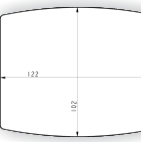
Reference Chart

Helmet Brand	Helmet Model	Lens Type	Lens Dimensions	Cross Reference	Part No.	Shape
Tecmen® (Continued)	ADF700S	Inner	95X51mm	ICTM700S00	CL9551-5	
	ADF900S	Inner	95X51mm	ICTM700S00	CL9551-5	
	ADF730S	Inner	95X67mm	ICTM730S00	CL9567-5	
	ADF800S	Inner	97x65mm	ICTM800S01	CL9765-5	
	ADF815S	Inner	97x65mm	ICTM800S01	CL9765-5	
	ADF830S	Inner	97x65mm	ICTM800S01	CL9765-5	
	ADF820S	Inner	94x89mm	ICTN820S00	CL9489-5	
Unimig®	RazorWeld XA-5001/XA-5002	Outer	133x114mm	UMRBOP/ P7.CL133114.10	CL133114-5	 
		Inner	106x65mm	UMRBIP/ P7.CL10665.5	CL10665-5	
	"UM"/XA-1001 series	Outer	110x90mm	UMOP/ P7.CL11090.10	CL11090-5	 
		Inner	103x47mm	UMIP/ P7.10347.5	CL10347-5	
	Flame 5000x Auto-Lift	Outer	117x95mm	UMLOP/ P7.CL11795.10	CL11795-5	 
		Inner	107x51mm	UMLIP/ P7.CL10751.5	CL10751-5	
		Grinding Visor	268x89mm	UMLPL/ P7.CLSV5GV.10	CL26889-5	
	Wide-View Aust Flag (Old Model)	Outer	133x114mm	UMAOP/ P7.CL133114.10	CL133114-5	 
		Inner	106x63mm	UMAIP/ P7.CL10663.5	CL10663-5	
	Promax 300/Mach 3	Outer	133 x 114mm	P7.CL133114.10	CL133114-5	 
		Inner	107 x54mm	P7.CL10751.5	CL10754-5	
		Outer	110X90mm	P7.CL11090.10	CL11090-5	
		Inner	107X51mm	P7.CL10751.5	CL10751-5	
WeldClass®	Promax 400	Outer	110X90mm	P7.CL11090.10	CL11090-5	 
		Inner	107X51mm	P7.CL10751.5	CL10751-5	
	Promax 300/Mach 3	Outer	133 x 114mm	P7.CL133114.10	CL133114-5	 
		Inner	107 x54mm	P7.CL10751.5	CL10754-5	

All specifications are subject to change without notice. While all care has been taken, Weldtronic accepts no responsibility for any inaccuracies, errors or omissions in this document or attachments. Any comments regarding intended application are for identification purposes. It is the sole responsibility of the user and/or owner and/or purchaser to select the appropriate product for their intended purpose and to ensure that the product selected is capable of performing correctly and safely in the intended application. E.&O.E. Any brand names, trade names or part numbers are the property of their respective owners and provided for identification/reference purposes only. Replacement Lens may not be identical to original product.

Clear Lens






















Reference Chart

Helmet Brand	Helmet Model	Lens Type	Lens Dimensions	Cross Reference	Part No.	Shape
WeldClass® (Continued)	Platinum 600/Mach 6	Outer	133X114mm	P7.CL133114.10	CL133144-5	
		Inner	106X63mm	P7.CL10663.5	CL10663-5	
	Mach 4 (Old model)	Outer	122X115mm	P7.CL122115.10	CL122115-5	
		Inner	107X51mm	P7.CL10751.5	CL10751-5	
	Solarace (Old model)	Outer	110X90mm	P7.CL11090.10	CL11090-5	
		Inner	103X47mm	P7-SAIL5/ P7.CL10347.5	CL10347-5	
	Mach 2 (Old model)	Outer	122x102mm	P7-M20L10/ P7.CLM2.10	CL122102-2	
		Inner	107x51mm	P7-C21L5/ P7.CL10751.5	CL10751-5	
Weldmaster®	Weldview WH1000	Outer	110x90mm	WH1000-ECL/ P7.CL11090.10	CL11090-5	
		Inner	96x47mm	WH1000-ICL/ P7.CL9647.5	CL9647-5	
	Weldview "Aussie Blue"	Outer	112x91mm	WH1000AB-ECL/ P7.CL11291.10	CL11291-5	
		Inner	95x51mm	WH1000AB-IL/ P7.CL9551.5	CL9551-5	
	Weldview WH720S	Outer	118x108mm	WH720S-3/ P7.CL118108.10	CL118108-5	
		Inner	98x45mm	WH720S-5/ P7.CL9845.5	CL9845-5	
	Weldview WH820S	Outer	133X114mm	P7.CL133114.10	CL133114-5	
		Inner	94x89mm	P7.CL9489.5	CL9489-5	
	Solar-Storm	Outer	110x90mm	P7.CL11090.10	CL11090-5	
	(WH2000)	Inner	107x51mm	P7.CL10751.5	CL10751-5	
WIA®	WIA Blue	Outer	122x102mm	235621P/ P7.CLM2.10	CL122102-5	
		Inner	107x51mm	770237P/ P7.CL10751.5	CL10751-5	

All specifications are subject to change without notice. While all care has been taken, Weldtronic accepts no responsibility for any inaccuracies, errors or omissions in this document or attachments. Any comments regarding intended application are for identification purposes. It is the sole responsibility of the user and/or owner and/or purchaser to select the appropriate product for their intended purpose and to ensure that the product selected is capable of performing correctly and safely in the intended application. E.&O.E. Any brand names, trade names or part numbers are the property of their respective owners and provided for identification/reference purposes only. Replacement Lens may not be identical to original product.

Clear Lens

Reference Chart

Helmet Brand	Helmet Model	Lens Type	Lens Dimensions	Cross Reference	Part No.	Shape
WelTek®	Kapio / Navitek S2	Outer	110x97mm	AX4000	AX4000	 
	Kapio/Navitek S2	Inner	94.5x40mm	AX2240	AX2240	
	Kapio/Navitek S4	Inner	98x41mm	AX2250	AX2250	
	Kapio/Navitek S9	Inner	105x53mm	AX2260	AX2260	
	Navitek	Clear Visor		AX3415	AX3415	
	Navitek	Shade 5 Visor		AX3435	AX3435	
Unclassified			95x47mm		CL9547-5	
			104x53mm		CL10453-5	
			105x50mm		CL10550-5	
			107x52mm		CL10752-5	
			108x51mm		CL10851-5	
			107x85mm		CL10785-5	
			107x87mm		CL10787-5	
			107x66mm		CL10766-5	 
			110x110mm		CL110110-5	
			117x72mm		CL11772-5	 
		GL1008A	106x113mm		CL106113-5	 
		GL1017A	105x69mm		CL10569-5	
		GL1030A	105x92mm		CL10592-5	 
		WH06	117x100mm		CL117100-5	

- Lenses available to suit almost any common brand/model of helmet
- Massive Range + Easy Find Selection Chart
- High Quality Impact Resistant Material for Safety & Peace of Mind
- Selected Lens have extra Heat &/or Scratch resistant properties
- Selected Lens Tested and Comply to AS1337 &/or AS1337.1
- Selected Lens comply to CE 1B Z87 / CSA Z94.3-07



All specifications are subject to change without notice. While all care has been taken, Weldtronic accepts no responsibility for any inaccuracies, errors or omissions in this document or attachments. Any comments regarding intended application are for identification purposes. It is the sole responsibility of the user and/or owner and/or purchaser to select the appropriate product for their intended purpose and to ensure that the product selected is capable of performing correctly and safely in the intended application. E.&O.E. Any brand names, trade names or part numbers are the property of their respective owners and provided for identification/reference purposes only. Replacement Lens may not be identical to original product.