

## Nozzles

### SGA-LW 155A

Part No.	Description	Bore	Length	Wall	Material
* PA1530	Conical Nozzle	12.0	52.0MM	1.5MM	Copper
PA1530L	Conical Nozzle	12.0	54.0MM	1.5MM	Copper



### SGA-LW 255A

Part No.	Description	Bore	Length	Wall	Material
PA2508	Conical Nozzle	16.0	70.0MM	2.0MM	Copper
* PA2510	Conical Nozzle	14.0	67.0MM	2.0MM	Copper



### SGA-LW 305A/355A

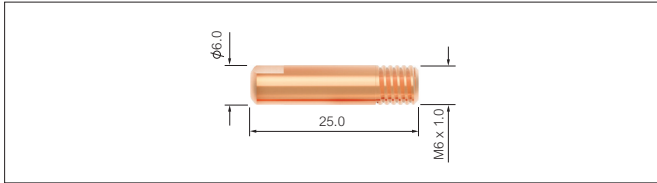
Part No.	Description	Bore	Length	Wall	Material
* PA3515	Conical Nozzle	18.0	72.0MM	2.0MM	Copper
PA3516	Conical Nozzle	16.0	69.0MM	2.0MM	Copper



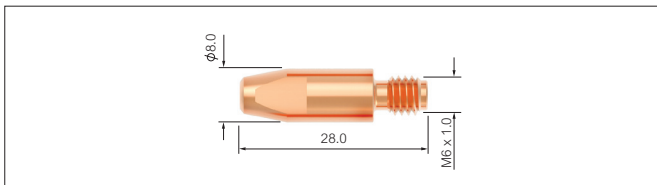
\* Denotes torch package standard wear part set up

**Contact Tips**

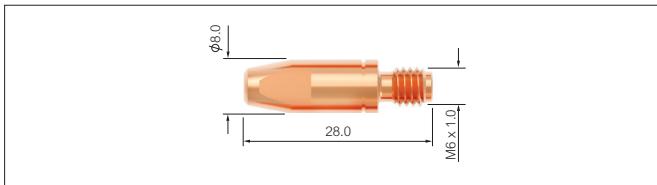
SGA-LW			155A	
Part No.	Description	Material	Wire Size	
			MM	INCH
PB1527-06	Contact Tip	Cu	0.6	0.023
* PB1527-08	Contact Tip	Cu	0.8	0.030
PB1527-09	Contact Tip	Cu	0.9	0.035
PB1527-10	Contact Tip	Cu	1.0	0.040
PB1527-08A	Contact Tip	Cu	0.8	0.030
PB1527-09A	Contact Tip	Cu	0.9	0.035
PB1527-10A	Contact Tip	Cu	1.0	0.040



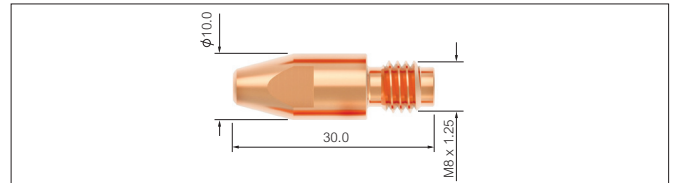
SGA-LW			255A	
Part No.	Description	Material	Wire Size	
			MM	INCH
PB2504-06	Contact Tip	Cu	0.6	0.023
PB2504-08	Contact Tip	Cu	0.8	0.030
PB2504-09	Contact Tip	Cu	0.9	0.035
* PB2504-10	Contact Tip	Cu	1.0	0.040
PB2504-12	Contact Tip	Cu	1.2	0.045
PB2504-08A	Contact Tip	Cu	0.8	0.030
PB2504-09A	Contact Tip	Cu	0.9	0.035
PB2504-10A	Contact Tip	Cu	1.0	0.040
PB2504-12A	Contact Tip	Cu	1.2	0.045



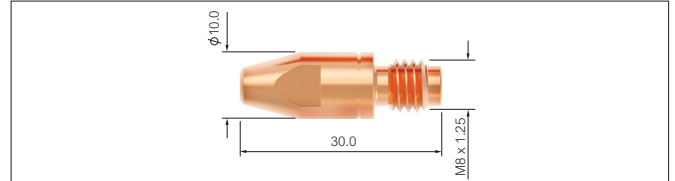
PB2505-08	Contact Tip	CuCrZr	0.8	0.030
PB2505-09	Contact Tip	CuCrZr	0.9	0.035
PB2505-10	Contact Tip	CuCrZr	1.0	0.040
PB2505-12	Contact Tip	CuCrZr	1.2	0.045



SGA-LW			305A/355A	
Part No.	Description	Material	Wire Size	
			MM	INCH
PB4014-08	Contact Tip	Cu	0.8	0.030
PB4014-09	Contact Tip	Cu	0.9	0.035
PB4014-10	Contact Tip	Cu	1.0	0.040
* PB4014-12	Contact Tip	Cu	1.2	0.045
PB4014-14	Contact Tip	Cu	1.4	0.055
PB4014-16	Contact Tip	Cu	1.6	0.063
PB4014-10A	Contact Tip	Cu	1.0	0.040
PB4014-12A	Contact Tip	Cu	1.2	0.045
PB4014-16A	Contact Tip	Cu	1.6	0.063



PB4015-08	Contact Tip	CuCrZr	0.8	0.030
PB4015-09	Contact Tip	CuCrZr	0.9	0.035
PB4015-10	Contact Tip	CuCrZr	1.0	0.040
PB4015-12	Contact Tip	CuCrZr	1.2	0.045
PB4015-13	Contact Tip	CuCrZr	1.3	0.052
PB4015-14	Contact Tip	CuCrZr	1.4	0.055
PB4015-16	Contact Tip	CuCrZr	1.6	0.063




\* Denotes torch package standard wear part set up

## Tip Adaptors


### SGA-LW 155A

Part No.	Description	Material
* PA1506	Tip Adaptor	Brass




### SGA-LW 255A

Part No.	Description	Material
* PA2506	Tip Adaptor	Brass



### SGA-LW 305A/355A

Part No.	Description	Material
* PA3506	Tip Adaptor	Brass




\* Denotes torch package standard wear part set up

**Liner Options 0.6-0.9mm**

<b>SGA-LW</b>				<b>155A/255A/305A</b>
Part No.	Description	Length	Nipple	Wire Size MM
* PB1535-30	Steel Liner X 3MT	3.4M	Moulded Nipple	0.6-0.9
* PB1535-40	Steel Liner X 4MT	4.4M	Moulded Nipple	0.6-0.9
* PB1535-50	Steel Liner X 5MT	5.4M	Moulded Nipple	0.6-0.9



PB1535-30B	Steel Liner X 3MT	3.4M	Brass Nipple	0.6-0.9
PB1535-40B	Steel Liner X 4MT	4.4M	Brass Nipple	0.6-0.9
PB1535-50B	Steel Liner X 5MT	5.4M	Brass Nipple	0.6-0.9



PB1536-30	Teflon Liner X 3MT	3.6M	Brass Nipple	0.6-0.9
PB1536-40	Teflon Liner X 4MT	4.6M	Brass Nipple	0.6-0.9
PB1536-50	Teflon Liner X 5MT	5.6M	Brass Nipple	0.6-0.9
PB1536-80	Teflon Liner X 8MT	8.6M	Brass Nipple	0.6-0.9
PNE2564	Optional Brass Neck Liner	0.3M	Brass Nipple	0.6-1.2



PB1564-30	Polyamide/Brass Liner X 3MT	3.6M	Brass Nipple	0.6-0.9
PB1564-40	Polyamide/Brass Liner X 4MT	4.6M	Brass Nipple	0.6-0.9
PB1564-50	Polyamide/Brass Liner X 5MT	5.6M	Brass Nipple	0.6-0.9



\* Denotes torch package standard wear part set up

## Liner Options 1.0-1.2mm


SGA-LW		155A/255A/305A/355A			
Part No.	Description	Length	Nipple	Wire Size	
* PB2524-30	Steel Liner X 3MT	3.4M	Moulded Nipple	1.0-1.2	
* PB2524-40	Steel Liner X 4MT	4.4M	Moulded Nipple	1.0-1.2	
* PB2524-50	Steel Liner X 5MT	5.4M	Moulded Nipple	1.0-1.2	



PB2524-30B	Steel Liner X 3MT	3.4M	Brass Nipple	1.0-1.2
PB2524-40B	Steel Liner X 4MT	4.4M	Brass Nipple	1.0-1.2
PB2524-50B	Steel Liner X 5MT	5.4M	Brass Nipple	1.0-1.2
PB2524-80B	Steel Liner X 8MT	8.4M	Brass Nipple	1.0-1.2



PB2513-30	Teflon Liner X 3MT	3.6M	Teflon Brass Nipple	1.0-1.2
PB2513-40	Teflon Liner X 4MT	4.6M	Teflon Brass Nipple	1.0-1.2
PB2513-50	Teflon Liner X 5MT	5.6M	Teflon Brass Nipple	1.0-1.2
PB2513-80	Teflon Liner X 8MT	8.6M	Teflon Brass Nipple	1.0-1.2
PNE2564	Optional Brass Neck Liner	0.3M	Teflon Brass Nipple	0.6-1.2



PB2564-30	Polyamide/Brass Liner X 3MT	3.6M	Brass Nipple	1.0-1.2
PB2564-40	Polyamide/Brass Liner X 4MT	4.6M	Brass Nipple	1.0-1.2
PB2564-50	Polyamide/Brass Liner X 5MT	5.6M	Brass Nipple	1.0-1.2




\* Denotes torch package standard wear part set up

**Liner Options 1.2-1.6mm**

<b>SGA-LW</b>				<b>355A</b>
	Description	Length	Nipple	Wire Size MM
PB3631-30	Steel Liner X 3MT	3.4M	Moulded Nipple	1.6
PB3631-40	Steel Liner X 4MT	4.4M	Moulded Nipple	1.6
PB3631-50	Steel Liner X 5MT	5.4M	Moulded Nipple	1.6



PB3631-30B	Steel Liner X 3MT	3.4M	Brass Nipple	1.6
PB3631-40B	Steel Liner X 4MT	4.4M	Brass Nipple	1.6
PB3631-50B	Steel Liner X 5MT	5.4M	Brass Nipple	1.6



PB3626-30	Teflon Liner X 3MT	3.6M	Brass Nipple	1.2-1.6
PB3626-40	Teflon Liner X 4MT	4.6M	Brass Nipple	1.2-1.6
PB3626-50	Teflon Liner X 5MT	5.6M	Brass Nipple	1.2-1.6
PB3626-80	Teflon Liner X 8MT	8.6M	Brass Nipple	1.2-1.6
PNE3564	Optional Brass Neck Liner	0.3M	Brass Nipple	1.2-1.6



PB3564-30	Polyamide/Brass Liner X 3MT	3.6M	Brass Nipple	1.2-1.6
PB3564-40	Polyamide/Brass Liner X 4MT	4.6M	Brass Nipple	1.2-1.6
PB3564-50	Polyamide/Brass Liner X 5MT	5.6M	Brass Nipple	1.2-1.6



\* Denotes torch package standard wear part set up