
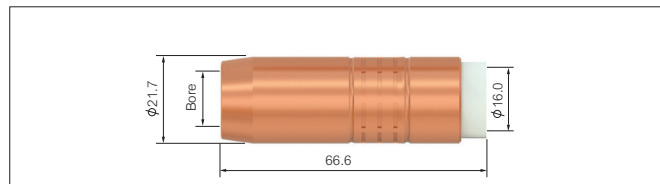


Nozzles


BND/BN'Q' 200E/300E/350E/200A/350A				
Part No.	Description	Bore	Wall	Material
P4391	Conical Nozzle	16.0	2.85MM	Brass
* P4392	Tapered Nozzle	12.7	2.85MM	Brass




P4393	HD Conical Nozzle	16.0	2.85MM	Copper
-------	-------------------	------	--------	--------



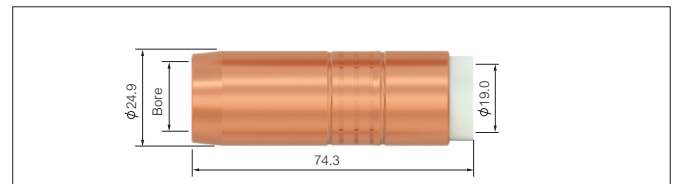
P4295	Pipeline Nozzle	9.50	2.85MM	Brass
-------	-----------------	------	--------	-------



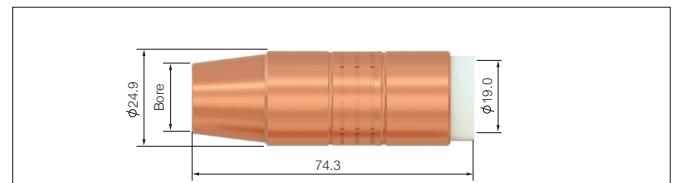
BND 400E				
Part No.	Description	Bore	Wall	Material
* P4491	Conical Nozzle	19.0	2.95MM	Brass
P4492	Tapered Nozzle	14.0	2.95MM	Brass



P4591	HD Conical Nozzle	19.0	2.95MM	Copper
-------	-------------------	------	--------	--------

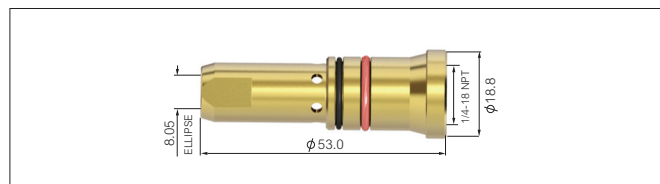


P4592	HD Conical Nozzle	14.0	2.95MM	Copper
-------	-------------------	------	--------	--------




Diffuser

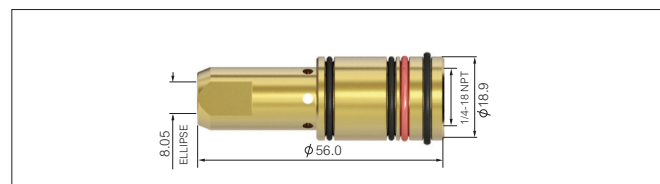
BND/BN'Q' 200E/300E/350E/200A/350A			
Part No.	Description	Bore	Material
* P4335	Head Assembly		Brass



BND 400E			
Part No.	Description	Bore	Material
* P4435	Head Assembly		Brass



BND 400E			
Part No.	Description	Bore	Material
P4635	Head Assembly		Brass

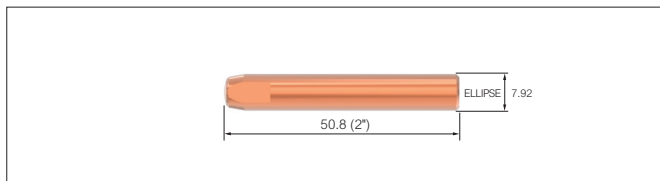


* Denotes torch package standard wear part set up


Contact Tips

BND/BN'Q' 200E/300E/350E/400E/200A/350A

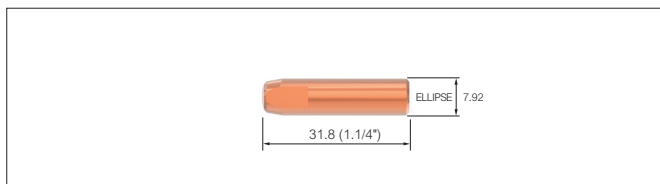
Part No.	Description	Wire Size		Material
		MM	INCH	
P1588	Contact Tip	0.8	0.030	Ecu
P1589	Contact Tip	0.9	0.035	Ecu
P1590	Contact Tip	1.2	0.045	Ecu
P1591	Contact Tip	1.6	1/16"	Ecu
P1596	Contact Tip	1.0	0.040	Ecu



P4280	Contact Tip	1.6	0.063	Ecu
P4281	Contact Tip	0.9	0.035	Ecu
P4282	Contact Tip	1.2	0.045	Ecu
P4283	Contact Tip	1.4	0.055	Ecu
P4285	Contact Tip	0.8	0.030	Ecu



P7488	Contact Tip	0.8	0.030	Ecu
P7489	Contact Tip	0.9	0.035	Ecu
* P7490	Contact Tip	1.2	0.045	Ecu
P7491	Contact Tip	1.6	1/16"	Ecu
P7496	Contact Tip	1.0	0.040	Ecu
P7498	Contact Tip	1.3	0.052	Ecu



* Denotes torch package standard wear part set up


Liner Options 0.6-0.8mm

BND/BN'Q'				200E/200A	
Part No.	Description	Length	Nipple	Wire Size	
				MM	INCH
PA43010	Steel Liner X 10FT	3.80M	Brass Nipple	0.6-0.8	0.023-0.030
PA43015	Steel Liner X 15FT	4.90M	Brass Nipple	0.6-0.8	0.023-0.030




Liner Options 0.8-1.2mm

BND/BN'Q'				200E/300E/350E/200A/350A	
Part No.	Description	Length	Nipple	Wire Size	
				MM	INCH
* PA43110	Steel Liner X 10FT	3.80M	Brass Nipple	0.8-1.2	0.030-0.045
* PA43115	Steel Liner X 15FT	4.90M	Brass Nipple	0.8-1.2	0.030-0.045
PA43125	Steel Liner X 25FT	8.10M	Brass Nipple	0.8-1.2	0.030-0.045



PN43110	Polyamide Liner X 10FT	3.80M	Brass Nipple	0.8-1.2	0.030-0.045
PN43115	Polyamide Liner X 15FT	4.90M	Brass Nipple	0.8-1.2	0.030-0.045
PN43125	Polyamide Liner X 25FT	8.10M	Brass Nipple	0.8-1.2	0.030-0.045



BND				400E	
Part No.	Description	Length	Nipple	Wire Size	
				MM	INCH
* PA44110	Steel Liner X 10FT	3.80M	Brass Nipple	0.8-1.2	0.030-0.045
* PA44115	Steel Liner X 15FT	4.90M	Brass Nipple	0.8-1.2	0.030-0.045



Liner Options 1.2-1.6mm


BND/BN'Q'				300E/350E/350A	
Part No.	Description	Length	Nipple	Wire Size	
				MM	INCH
PA43210	Steel Liner X 10FT	3.80M	Brass Nipple	1.2-1.6	0.045-1/16"
PA43215	Steel Liner X 15FT	4.90M	Brass Nipple	1.2-1.6	0.045-1/16"
PA43225	Steel Liner X 25FT	8.10M	Brass Nipple	1.2-1.6	0.045-1/16"



PN43210	Polyamide Liner X 10FT	3.80M	Brass Nipple	1.2-1.6	1/16"
PN43215	Polyamide Liner X 15FT	4.90M	Brass Nipple	1.2-1.6	1/16"
PN43225	Polyamide Liner X 25FT	8.10M	Brass Nipple	1.2-1.6	1/16"



BND				400E	
Part No.	Description	Length	Nipple	Wire Size	
				MM	INCH
PA44210	Steel Liner X 10FT	3.80M	Brass Nipple	1.2-1.6	0.045-1/16"
PA44215	Steel Liner X 15FT	4.90M	Brass Nipple	1.2-1.6	0.045-1/16"
PA44225	Steel Liner X 25FT	8.10M	Brass Nipple	1.2-1.6	0.045-1/16"



Liner Options 2.0mm

BND				400E	
Part No.	Description	Length	Nipple	Wire Size	
				MM	INCH
PA44310	Steel Liner X 10FT	3.80M	Brass Nipple	2.0	5/64"
PA44315	Steel Liner X 15FT	4.90M	Brass Nipple	2.0	5/64"
PA44325	Steel Liner X 25FT	8.10M	Brass Nipple	2.0	5/64"

