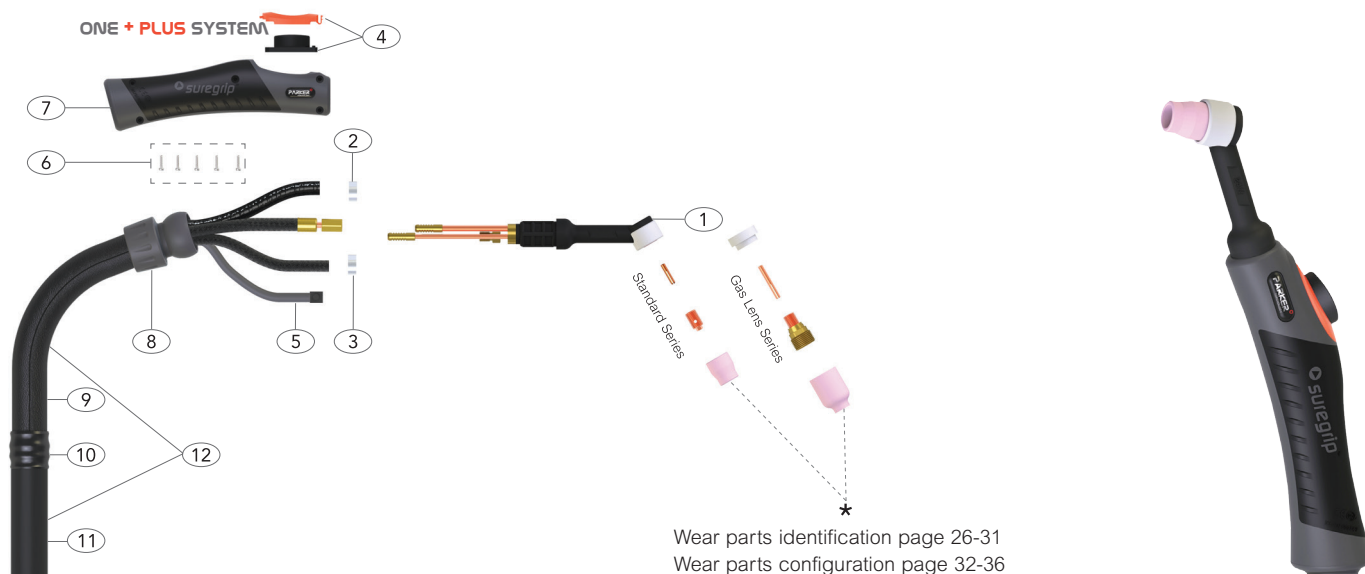


SGT 24W

Water-Cooled Tig Welding Torch
Rating: 180A DC, 125A AC @ 100% duty cycle.



Wear parts identification page 26-31
Wear parts configuration page 32-36


| Model | | |
|---|---------------------------|---------------------------|
| Description | Part Number | |
| Suregrip™ Ergo Torch Package | 4M | 8M |
| | SGT24W-S1-12-EPC1-WF3-GS1 | SGT24W-S1-25-EPC1-WF3-GS1 |
| Standard torch packages include S1 momentary switch | | |

Alternative torch packages can be configured using the configurator on page 14 or at www.parkertorchology.com

| Model | | | |
|-------------|---|-------------|--|
| Part Number | Description | Part Number | Description |
| 1 | PWP24W Torch Body Standard | 13 | P0315071 Insulation Boot |
| 2 | PB5025S Gas Hose Clamp 8.0mm | 14 | *P45V03OB-# Power Cable X 12.5ft O/B |
| 3 | PB5041 Water Hose Clamp 8.7mm | | *P45V04OB-# Power Cable X 25ft O/B |
| 4 | PER1MS Momentary Kit | 15 | *PN45V07OB-# Water Hose X 12.5ft O/B |
| 5 | PERSWL4 Switch Lead 12.5ft | | *PN45V08OB-# Water Hose X 25ft O/B |
| | PERSWL8 Switch Lead 25ft | 16 | *P45V09-# Gas Hose X 12.5ft PVC |
| 6 | PERSP1 Screw Pack | | *P45V10-# Gas Hose X 25ft PVC |
| 7 | PERH100 Suregrip™ Small Ergo Tig Handle | 17 | POMSL3550-38BSP-S-# Power Adaptor 3/8" BSP |
| 8 | PERKJ100 Small Knuckle Joint & Lock Nut | | |
| 9 | PERLC100-08 Leather Cover X 0.8mt | | |
| 10 | PERJK100 Jointing Repair Kit | | |
| 11 | PERNCS-32 Neoprene Cover X 3.2mt | | |
| | PERNCS-72 Neoprene Cover X 7.2mt | | |
| 12 | PERCO100-40 Sheath X 12.5ft Inc Leather Cover | | |
| | PERCO100-80 Sheath X 25ft Inc Leather Cover | | |

*Note: Power cable, gas and water hose assemblies are configured by utilizing the main part number and a termination suffix from the appropriate termination table on page 10.

Example: PN45V07OB-WF3
Power cable C/W 3/8" BSP fitting



See switch plug table page 13



See Terminations page 11

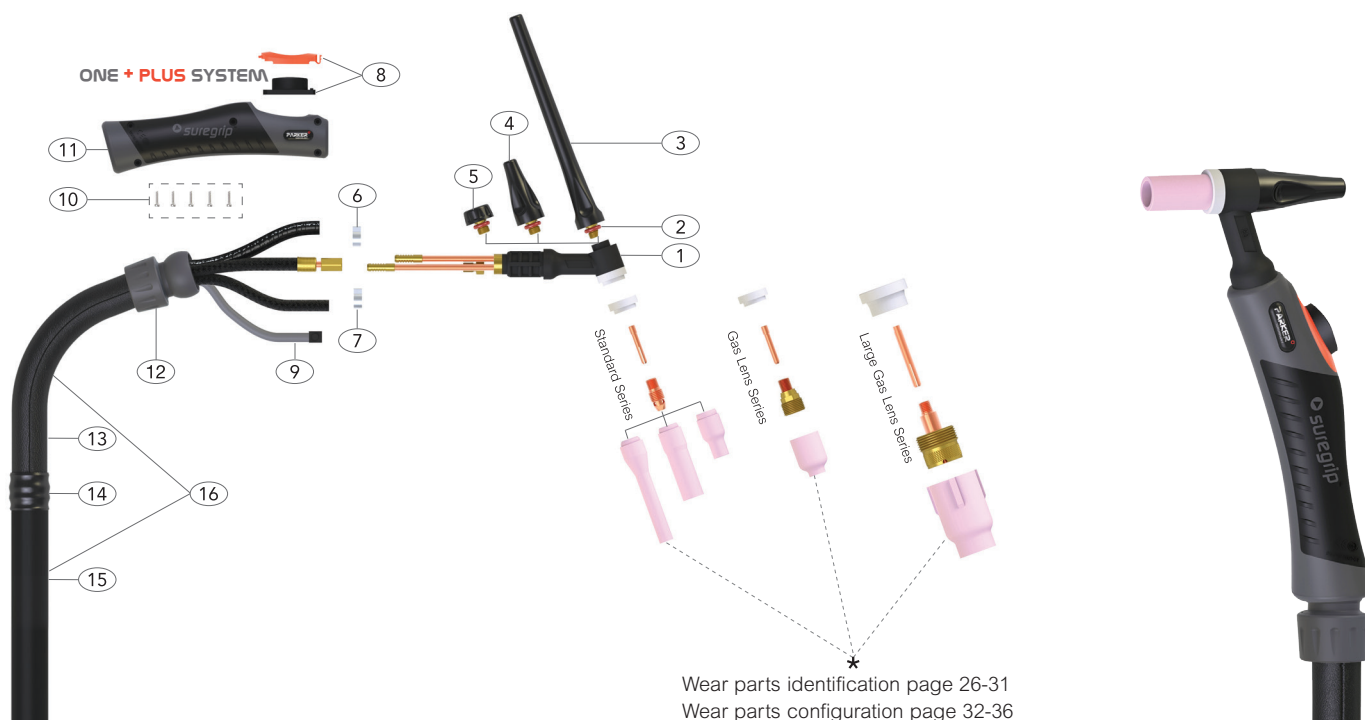
Suregrip™ Ergo Tig Torch Range

EU/UK Terminations

SGT 20

Water-Cooled Tig Welding Torch
Rating: 225A DC, 160A AC @ 100% duty cycle.

PARKER
TORCHOLOGY



Wear parts identification page 26-31
Wear parts configuration page 32-36

| Model | | |
|---|--------------------------|--------------------------|
| Description | Part Number | |
| Suregrip™ Ergo Torch Package | 4M | 8M |
| | SGT20-S1-12-EPC1-WF3-GS1 | SGT20-S1-25-EPC1-WF3-GS1 |
| Standard torch packages include S1 momentary switch | | |

Alternative torch packages can be configured using the configurator on page 14 or at www.parkertorchology.com

| Model | | | |
|----------------|---------------------------------|------------------------|-----------------------------------|
| Part Number | Description | Part Number | Description |
| 1 PWP20 | Torch Body Standard | 14 PERJK100 | Jointing Repair Kit |
| 2 P98W77 | Back Cap 'O' Ring | 15 PERNCS-32 | Neoprene Cover X 3.2mt |
| 3 P41V24 | Back Cap Long | PERNCS-72 | Neoprene Cover X 7.2mt |
| 4 P41V35 | Back Cap Medium | 16 PERCO100-40 | Sheath X 12.5ft Inc Leather Cover |
| 5 P41V33 | Back Cap Short | PERCO100-80 | Sheath X 25ft Inc Leather Cover |
| 6 PB5025S | Gas Hose Clamp 8.0mm | 17 P0315071 | Insulation Boot |
| 7 PB5041 | Water Hose Clamp 8.7mm | 18 *P45V03OB-# | Power Cable X 12.5ft O/B |
| 8 PER1MS | Momentary Kit | *P45V04OB-# | Power Cable X 25ft O/B |
| 9 PERSWL4 | Switch Lead 12.5ft | 19 *PN45V07OB-# | Water Hose X 12.5ft O/B |
| PERSWL8 | Switch Lead 25ft | *PN45V08OB-# | Water Hose X 25ft O/B |
| 10 PERSP1 | Screw Pack | 20 *P45V09-# | Gas Hose X 12.5ft PVC |
| 11 PERH100 | Suregrip™ Small Ergo Tig Handle | *P45V10-# | Gas Hose X 25ft PVC |
| 12 PERKJ100 | Small Knuckle Joint & Lock Nut | 21 POMSL3550-38BSP-S-# | Power Adaptor 3/8" BSP |
| 13 PERLC100-08 | Leather Cover X 0.8mt | | |

* Note: Power cable, gas and water hose assemblies are configured by utilizing the main part number and a termination suffix from the appropriate termination table on page 10.

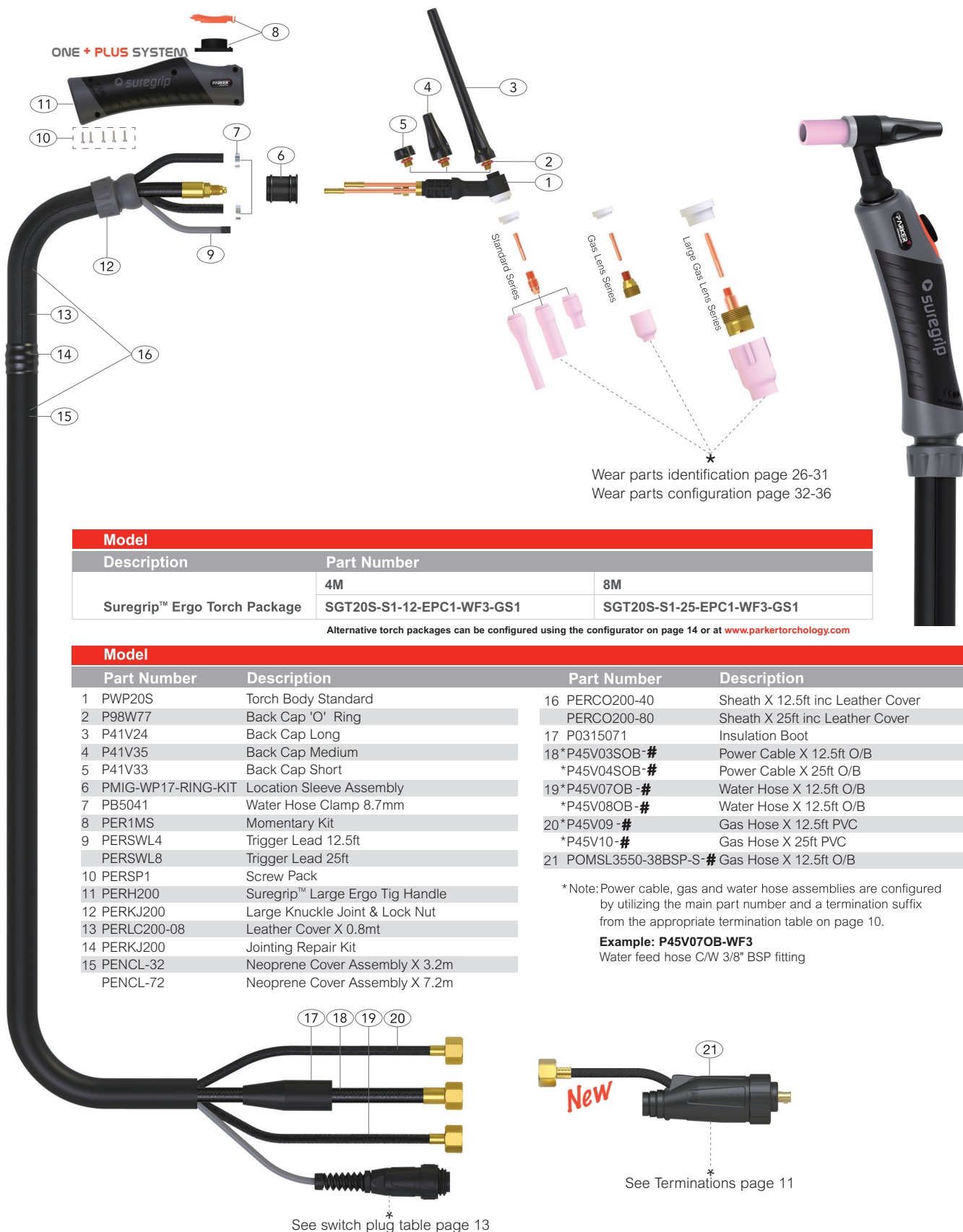
Example: PN45V07OB-WF3

Water feed hose C/W 3/8" BSP fitting



See Terminations page 11

See switch plug table page 13




Suregrip™ Ergo Tig Torch Range

EU/UK Terminations

SGT 18

Water-Cooled Tig Welding Torch
Rating: 380A DC, 270A AC @ 100% duty cycle.

PARKER
TORCHOLOGY



Wear parts identification page 26-31
Wear parts configuration page 32-36

| Model | | |
|---|--------------------------|--------------------------|
| Description | Part Number | |
| Suregrip™ Ergo Torch Package | 4M | 8M |
| | SGT18-S1-12-EPC1-WF3-GS1 | SGT18-S1-25-EPC1-WF3-GS1 |
| Standard torch packages include S1 momentary switch | | |

Alternative torch packages can be configured using the configurator on page 14 or at www.parkertorchology.com

| Model | | | |
|----------------|---------------------------------|------------------------|-----------------------------------|
| Part Number | Description | Part Number | Description |
| 1 PWP18 | Torch Body Standard | 14 PERNCL-32 | Neoprene Cover X 3.2mt |
| 2 P98W18 | Back Cap 'O' Ring | PERNCL-72 | Neoprene Cover X 7.2mt |
| 3 P57Y02 | Back Cap Long | 15 PERCO200-40 | Sheath X 12.5ft Inc Leather Cover |
| 4 P300M | Back Cap Medium | PERCO200-80 | Sheath X 25ft Inc Leather Cover |
| 5 P57Y04 | Back Cap Short | 16 P0315071 | Insulation Boot |
| 6 PB5041 | Water/Gas Hose Clamp 8.7mm | 17 *P40V64OB-# | Power Cable X 12.5ft O/B |
| 7 PER1MS | Momentary Kit | *P41V29OB-# | Power Cable X 25Ft O/B |
| 8 PERSWL4 | Switch Lead 12.5ft | 18 *P45V07OB-# | Water Hose X 12.5ft O/B |
| PERSWL8 | Switch Lead 25ft | *P45V08OB-# | Water Hose X 25Ft O/B |
| 9 PERSP1 | Screw Pack | 19 *P45V09-# | Gas Hose X 12.5ft PVC |
| 10 PERH200 | Suregrip™ Large Ergo Tig Handle | *P45V10-# | Gas Hose X 25ft PVC |
| 11 PERKJ200 | Large Knuckle Joint & Lock Nut | 20 POMSL3550-38BSP-M-# | Power Adaptor 3/8" BSP |
| 12 PERLC200-08 | Leather Cover X 0.8mt | | |
| 13 PERJK200 | Jointing Repair Kit | | |

* Note: Power cable, gas and water hose assemblies are configured by utilizing the main part number and a termination suffix from the appropriate termination table on page 10.

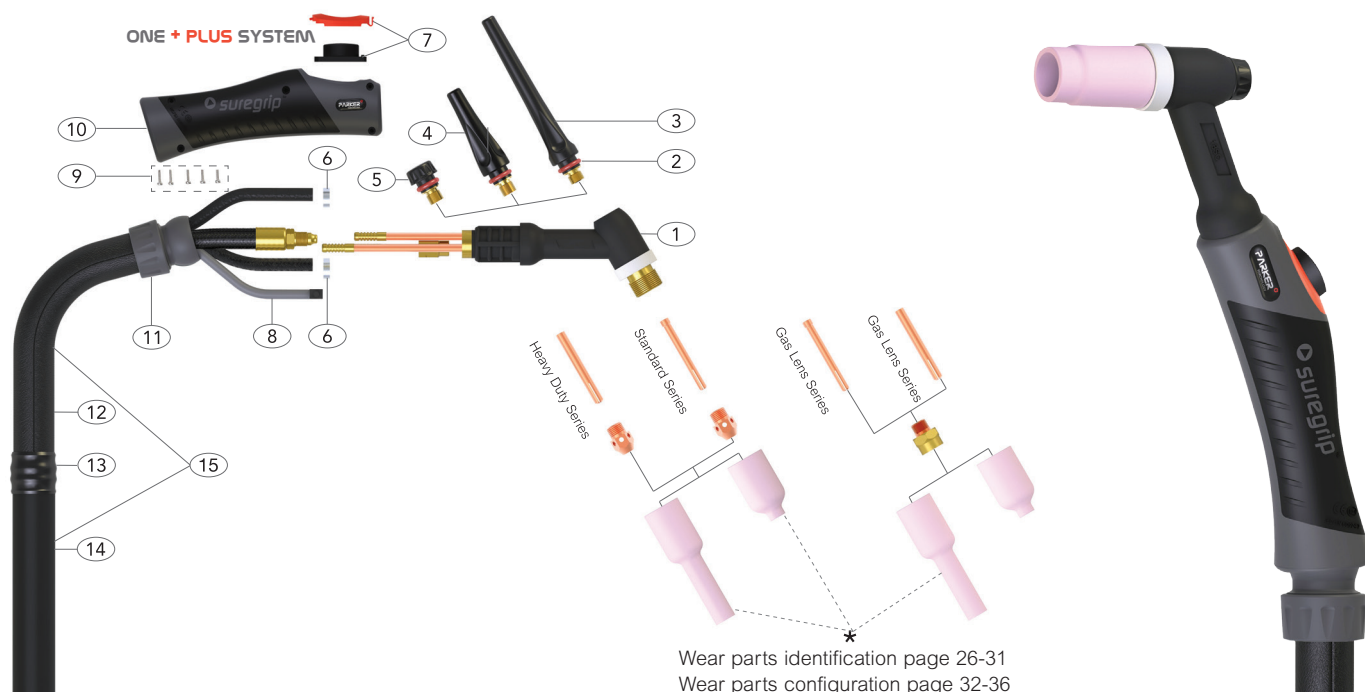
Example: P45V07OB-WF3
Water feed hose C/W 3/8" BSP fitting

See switch plug table page 13

See Terminations page 11

SGT 18SC

Water-Cooled Tig Welding Torch
Rating: 410A DC, 290A AC @ 100% duty cycle.



| Model | | |
|---|----------------------------|----------------------------|
| Description | Part Number | |
| Suregrip™ Ergo Torch Package | 4M | 8M |
| | SGT18SC-S1-12-EPC1-WF3-GS1 | SGT18SC-S1-25-EPC1-WF3-GS1 |
| Standard torch packages include S1 momentary switch | | |

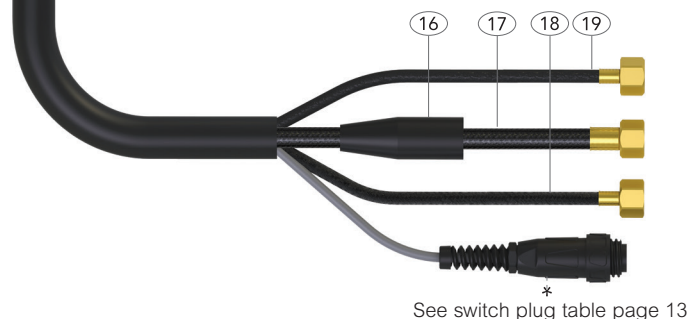
Alternative torch packages can be configured using the configurator on page 14 or at www.parkertorchology.com

| Model | | | |
|----------------|---------------------------------|------------------------|-----------------------------------|
| Part Number | Description | Part Number | Description |
| 1 PWP18SC | Torch Body | 14 PERNCL-32 | Neoprene Cover X 3.2mt |
| 2 P98W18 | Back Cap 'O' Ring | PERNCL-72 | Neoprene Cover X 7.2mt |
| 3 P57Y02 | Back Cap Long | 15 PERCO200-40 | Sheath X 12.5ft Inc Leather Cover |
| 4 P300M | Back Cap Medium | PERCO200-80 | Sheath X 25ft Inc Leather Cover |
| 5 P57Y04 | Back Cap Short | 16 P0315071 | Insulation Boot |
| 6 PB5041 | Water/Gas Hose Clamp 8.7mm | 17 *PHD40V64OB-# | Power Cable X 12.5ft O/B |
| 7 PER1MS | Momentary Kit | *PHD41V29OB-# | Power Cable X 25ft O/B |
| 8 PERSWL4 | Switch Lead 12.5ft | 18 *P45V07OB-# | Water Hose X 12.5ft O/B |
| PERSWL8 | Switch Lead 25ft | *P45V08OB-# | Water Hose X 25ft O/B |
| 9 PERSP1 | Screw Pack | 19 *P45V09-# | Gas Hose X 12.5ft PVC |
| 10 PERH200 | Suregrip™ Large Ergo Tig Handle | *P45V10-# | Gas Hose X 25ft PVC |
| 11 PERKJ200 | Large Knuckle Joint & Lock Nut | 20 POMSL3550-38BSP-M-# | Power Adaptor 3/8" BSP |
| 12 PERLC200-08 | Leather Cover X 0.8mt | | |
| 13 PERJK200 | Jointing Repair Kit | | |

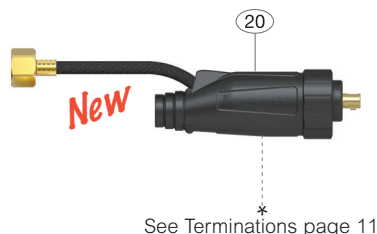
* Note: Power cable, gas and water hose assemblies are configured by utilizing the main part number and a termination suffix from the appropriate termination table on page 10.

Example: P45V07OB-WF3

Water feed hose C/W 3/8" BSP fitting



See switch plug table page 13



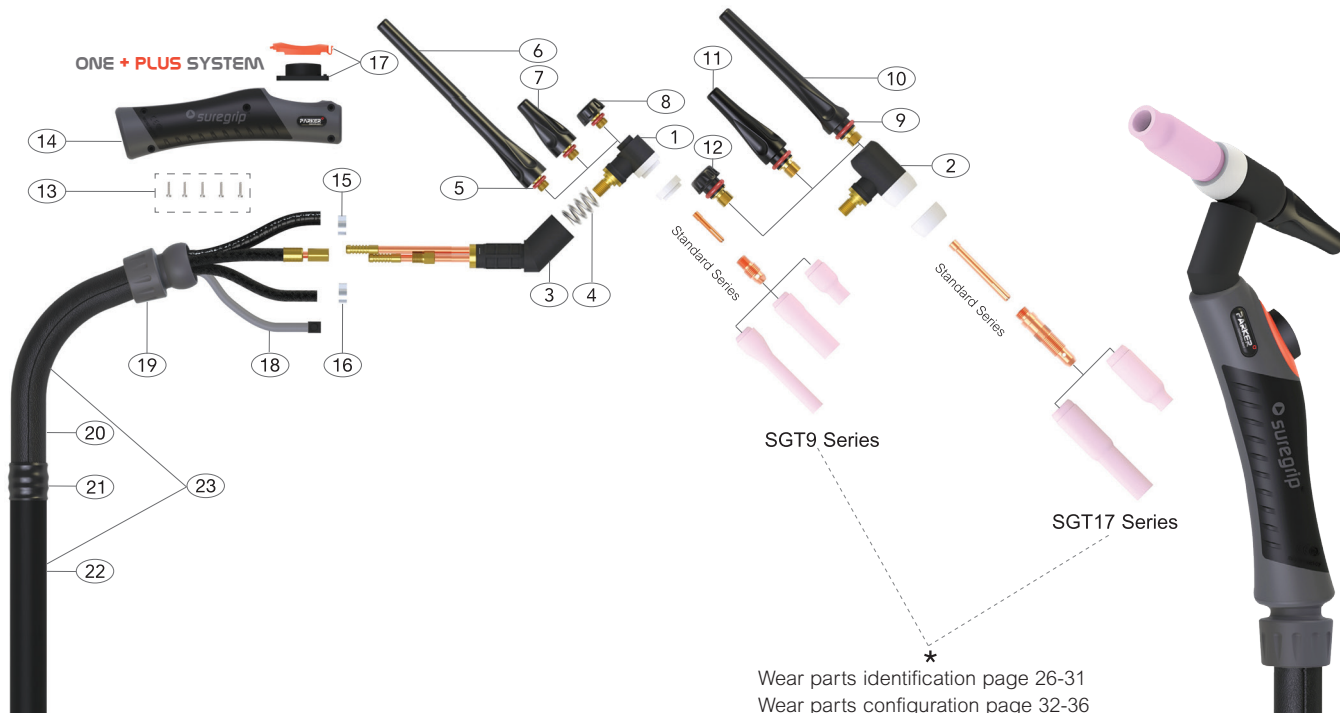
See Terminations page 11

SGT 250M

Water-Cooled Tig Welding Torch

Rating: PM9-90 head 225A DC, 160A AC @ 100% duty cycle.

Rating: PM17-90 head 250A DC, 175A AC @ 100% duty cycle.



Wear parts identification page 26-31
Wear parts configuration page 32-36

| Model | | |
|---|-------------------------------------|-------------------------------------|
| Description | Part Number | |
| Suregrip™ Ergo Torch Package | 4M | 8M |
| | SGTSF250M-UM9-90-S1-12-EPC1-WF3-GS1 | SGTSF250M-UM9-90-S1-25-EPC1-WF3-GS1 |
| Standard torch packages include S1 momentary switch | | |

Alternative torch packages can be configured using the configurator on page 14 or at www.parkertorchology.com

| Model | | |
|-------------|-------------|----------------------------------|
| Part Number | Description | |
| 1 | PM9-90 | Torch Head 90° (Standard Set-up) |
| 2 | PM17-90 | Torch Head 90° |
| 3 | P250M | Torch Body |
| 4 | P4276270 | Spring |
| 5 | P98W77 | Back Cap 'O' Ring |
| 6 | P41V24 | Back Cap Long |
| 7 | P41V35 | Back Cap Medium |
| 8 | P41V33 | Back Cap Short |
| 9 | P98W18 | Back Cap 'O' Ring |
| 10 | P57Y02 | Back Cap Long |
| 11 | P300M | Back Cap Medium |
| 12 | P57Y04 | Back Cap Short |
| 13 | PERSP1 | Screw Pack |
| 14 | PERH100N | Suregrip™ Small Ergo Tig Handle |
| 15 | PB5025S | Gas Hose Clamp 8.0mm |
| 16 | PB5041 | Water Hose Clamp 8.7mm |
| 17 | PER1MS | Momentary Kit |
| 18 | PERSWL4 | Switch Lead 12.5ft |
| | PERSWL8 | Switch Lead 25ft |


| Part Number | Description |
|-------------|---------------------|
| 19 | PERKJ100 |
| 20 | PERLC100-08 |
| 21 | PERJK100 |
| 22 | PERNCS-32 |
| | PERNCS-72 |
| 23 | PERCO100-40 |
| | PERCO100-80 |
| 24 | P0315071 |
| 25 | *P45V03OB-# |
| | *P45V04OB-# |
| 26 | *PN45V07OB-# |
| | *PN45V08OB-# |
| 27 | *P45V09-# |
| | *P45V10-# |
| 28 | POMSL3550-38BSP-S-# |

*Note:Power cable, gas and water hose assemblies are configured by utilizing the main part number and a termination suffix from the appropriate termination table on page 10.

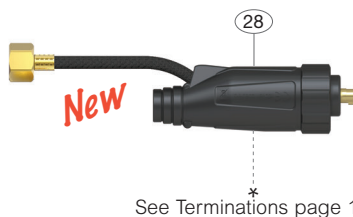
* Note: Power cable, gas and water hose assemblies are configured by utilizing the main part number and a termination suffix from the appropriate termination table on page 10.

Example: PN45V07OB-WF3

Water feed hose C/W 3/8" BSP fitting



See switch plug table page 13



See Terminations page 11

Suregrip™ Ergo Tig Torch Range

EU/UK Terminations

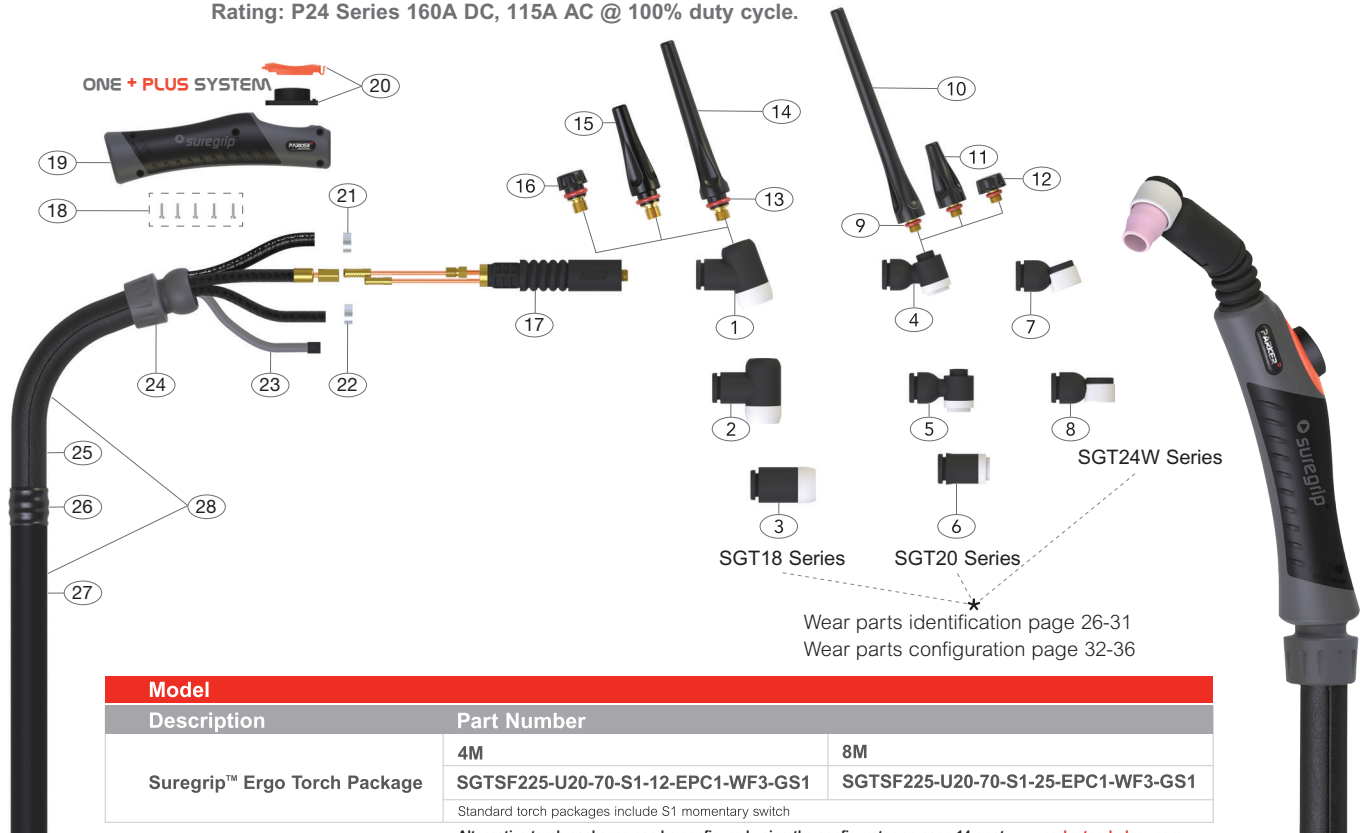
SGT 225F

Water-Cooled Tig Welding Torch

Rating: P18 Series 225A DC, 160A AC @ 100% duty cycle.

Rating: P20 Series 200A DC, 140A AC @ 100% duty cycle.

Rating: P24 Series 160A DC, 115A AC @ 100% duty cycle.



| Model | | |
|---|------------------------------------|------------------------------------|
| Description | Part Number | |
| | 4M | 8M |
| Suregrip™ Ergo Torch Package | SGTSF225-U20-70-S1-12-EPC1-WF3-GS1 | SGTSF225-U20-70-S1-25-EPC1-WF3-GS1 |
| Standard torch packages include S1 momentary switch | | |
| Alternative torch packages can be configured using the configurator on page 14 or at www.parkertorchology.com | | |

| Model | | | |
|-------------|----------------------------------|----------------|---|
| Part Number | Description | Part Number | Description |
| 1 P18-70 | Torch Head 70° | 23 PERSWL4 | Switch Lead 12.5ft |
| 2 P18-90 | Torch Head 90° | 24 PERSWL8 | Switch Lead 25ft |
| 3 P18-180 | Torch Head 180° | 25 PERKJ100 | Small Knuckle Joint & Lock Nut |
| 4 P20-70 | Torch Head 70° (Standard Set-up) | 26 PERLC100-08 | Leather Cover X 0.8mt |
| 5 P20-90 | Torch Head 90° | 27 PERJK100 | Jointing Repair Kit |
| 6 P20-180 | Torch Head 180° | 28 PERNCS-32 | Neoprene Cover X 3.2mt |
| 7 P24-70 | Torch Head 70° | 29 PERNCS-72 | Neoprene Cover X 7.2mt |
| 8 P24-90 | Torch Head 90° | 30 PERCO100-40 | Sheath X 12.5ft Inc Leather Cover |
| 9 P98W77 | Back Cap 'O' Ring | 31 PERCO100-80 | Sheath X 25ft Inc Leather Cover |
| 10 P41V24 | Back Cap Long | 32 P03150711 | Insulation Boot |
| 11 P41V35 | Back Cap Medium | 33 *P45V03OB-# | Power Cable X 12.5ft O/B |
| 12 P41V33 | Back Cap Short | | *P45V04OB-# Power Cable X 25ft O/B |
| 13 P98W18 | Back Cap 'O' Ring | | *PN45V07OB-# Water Hose X 12.5ft O/B |
| 14 P57Y02 | Back Cap Long | | *PN45V08OB-# Water Hose X 25ft O/B |
| 15 P300M | Back Cap Medium | | *P45V09-# Gas Hose X 12.5ft PVC |
| 16 P57Y04 | Back Cap Short | | *P45V10-# Gas Hose X 25ft PVC |
| 17 P225F | Torch Body | | 33 POMSL3550-38BSP-S-# Power Adaptor 3/8" BSP |
| 18 PERSP1 | Screw Pack | | |
| 19 PERH100 | Suregrip™ Small Ergo Tig Handle | | |
| 20 PER1MS | Momentary Kit | | |
| 21 PB5025S | Gas Hose Clamp 8.0mm | | |
| 22 PB5041 | Water Hose Clamp 8.7mm | | |

*Note: Power cable, gas and water hose assemblies are configured by utilizing the main part number and a termination suffix from the appropriate termination table on page 10.

Example: PN45V07OB-WF3

Water feed hose C/W 3/8" BSP fitting

