

PARKER[®]
TORCHOLOGY



Surelok Termination

INNOVATION, TECHNOLOGY, PERFORMANCE

MIG/TIG/PLASMA

Welding & Cutting Torch Technology

SUREGRIP[™] SERIES

SUREGRIP TIG TORCH RANGE

Suregrip™ Air-Cooled

Welding Tools For The Professional

- Premium performance and feature sets
- High specification raw materials
- "Simple is best" design philosophy



Head and shoulders

Options include - Standard
Valve
Flexible
Multi-just™



Grip it

Soft grips to keep it where its needed



"Plug and play"

Changed in under 5 seconds - try it



Articulate

Knuckle joints for precision movement



Suregrip™ Ergo Tig Torch Range

Surelok™ Terminations

Features Focus

PARKER
TORCHLOGY

Suregrip™ Water-Cooled

Premium Product and Feature Sets



Soft and supple

Dressed in leather



Optimum performance and flexibility

Superflex all rubber cable sets



Around the world

Termination options include - EU
UK
USA
Surelok™



Surelok™ 50

One size fits all - guaranteed 50° rotational lock

Suregrip™, when productivity counts.





Technical Data	SGT 9	SGT 17	SGT 26	SGT 24W	SGT 20
Cooling Method	Air-Cooled	Air-Cooled	Air-Cooled	Water-Cooled	Water-Cooled
Rating: DC	125A	150A	180A	180A	225A
AC	90A	105A	125A	125A	160A
Duty Cycle:	35%	35%	35%	100%	100%
Electrode Size:	1.0-2.4	1.0-3.2	1.0-4.0	0.5-2.4	1.0-3.2
Minimum Water Flow	-	-	-	0.9 l/min	1.0 l/min
Minimum Water Inlet Pressure	-	-	-	2.0Bar	2.0Bar
Minimum Cooling Requirements	-	-	-	600W	700W
Maximum Water Inlet Pressure	-	-	-	5.0Bar	5.0Bar
Maximum Water Inlet Temperature	-	-	-	50°C	50°C

Suregrip™ Ergo Tig Torch Range

Surelok™ Terminations

Ratings: 125Amp to 410Amp



SPECIAL ACCESS SERIES

Infinite positionability

Limited access

Technical Data	SGT 18	SGT 18SC	SGT 125 Multijust™	SGT 250 Multijust™	SGT 225 Flex
Cooling Method	Water-Cooled	Water-Cooled	Air-Cooled	Water-Cooled	Water-Cooled
Rating: DC	380A	410A	150A	250A	225A
AC	270A	290A	105A	175A	160A
Duty Cycle:	100%	100%	35%	100%	100%
Electrode Size:	1.0-4.0	1.0-4.8	1.0-3.2	1.0-4.0	1.0-3.2
Minimum Water Flow	1.0 l/min	1.0 l/min	-	1.0 l/min	1.0 l/min
Minimum Water Inlet Pressure	2.0Bar	2.0Bar	-	2.0Bar	2.0Bar
Minimum Cooling Requirements	900W	1000W	-	800W	600W
Maximum Water Inlet Pressure	5.0Bar	5.0Bar	-	5.0Bar	5.0Bar
Maximum Water Inlet Temperature	50°C	50°C	-	50°C	50°C

Suregrip™ Ergo Tig Torch Range

Torch Body Options

Suregrip™ Ergo Tig Torch Heads are 100% Weldcraft OEM interchangeable.

Air and Water-Cooled torch bodies are offered with a choice of standard and flexible options. Flexible options have the ability to be manipulated into different positions.

In applications where torch head re-positioning is a daily requirement, the special access series is recommended.




Air-Cooled Series

Suregrip™ SGT 9 Series Torch Body Options

0.040" - 3/32"/1.0mm-2.4mm electrodes.


Rating: 125A DC, 90A AC, @ 35%



Suregrip™ SGT 17 Series Torch Body Options

0.040" - 1/8"/1.0mm-3.2mm electrodes.


Rating: 150A DC, 105A AC, @ 35%



Suregrip™ SGT 26 Series Torch Body Options

0.040" - 5/32"/1.0mm-4.0mm electrodes.

Rating: 180A DC, 125A AC, @ 35%



Water-Cooled Series

Suregrip™ SGT 24W Series Torch Body Options

0.020" - 3/32"/0.5mm-2.4mm electrodes.

Rating: 180A DC, 125A AC, @ 100%




Suregrip™ Ergo Tig Torch Range

Torch Body Options

Suregrip™ SGT 20 Series Torch Body Options

0.040" - 1/8"/1.0mm-3.2mm electrodes.


Rating: 225A DC, 160A AC, @ 100%



Suregrip™ SGT 18 Series Torch Body Options

0.040" - 5/32"/1.0mm-4.0mm electrodes.


Rating: 380A DC, 270A AC, @ 100%



Suregrip™ SGT 18SC Series Torch Body Options

0.040" - 3/16"/1.0mm-4.8mm electrodes.

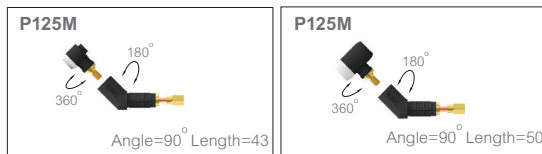
Rating: 410A DC, 290A AC, @ 100%



Special Access Series

Suregrip™ SGT 125 Multijust™ Series Torch Body Options

0.040" - 1/8"/1.0mm-3.2mm electrodes.



SGT 125 PM9-90

Rating: 95A DC, 65A AC @ 35%

SGT 125 PM17-90

Rating: 150A DC, 105A AC @ 35%

Suregrip™ SGT 250 Multijust™ Series Torch Body Options

0.040" - 5/32"/1.0mm-4.0mm electrodes.



SGT 250 PM9-90


Rating: 225A DC, 160A AC @ 100%

SGT 250 PM17-90

Rating: 250A DC, 175A AC @ 100%

Suregrip™ SGT 225 Flex Series Torch Body Options

0.040" - 1/8"/1.0mm-3.2mm electrodes.



SGT 225 (P18 series heads)

Rating: 225A DC, 160A AC, @ 100%

SGT 225 (P20 series heads)

Rating: 200A DC, 140A AC, @ 100%

SGT 225 (P24 series heads)

Rating: 160A DC, 115A AC, @ 100%

SGT 125, SGT 250 Multijust™ torch bodies are recommended in applications where repeated adjustments of the head position are an everyday occurrence. Available in Air-Cooled and Water-Cooled the heads are designed to rotate through 180° in the handle and through 360° from the two-piece torch body. Two head sizes allows the full range of Weldcraft compatible spare parts across both models.

Key Features:

- Multiple angles from one torch body style.
- Small and large head sizes with SGT 9 and SGT 18 series wear parts range interchangeability.
- Standard collet and collet body, stubby gas lens, standard gas lens and large gas lens wear parts configurations.

The SGT 225 flex neck system has been designed to provide easy access to difficult to reach areas with one torch package and multiple head sizes and angles.

Key Features:

- Multiple head style and angle interchangeability across one torch package
- Standard collet and collet body, stubby gas lens, standard gas lens, large gas lens wear parts configurations

Suregrip™ Ergo handle systems

Two sizes of handle are utilized for the range with a fully interchangeable series of switch options.



Switch Interchangeability

Switches are "plug and play" and can be exchanged in seconds without the use of tools.



Switch Modules ONE + PLUS SYSTEM

Torch packages are supplied with a 5 core "plug and play" switch wire assembly and a momentary switch as standard.

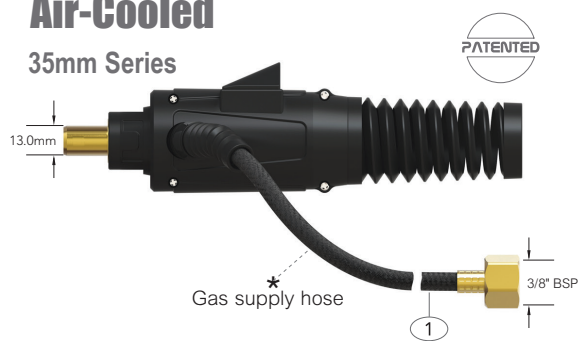
- Torch packages can be ordered with or without switches.
- All switch options interchange across the range.
- All replacement switch kits include switch modules and housings.



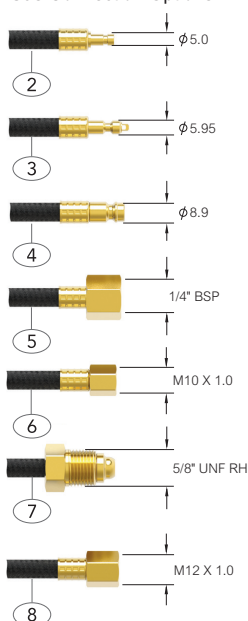
ONE + PLUS SYSTEM

Part No	Description
1 PERBS	Blank Kit
Part No	Description
2 PER1MS	Momentary Kit
Part No	Description
3 PER1LS	Lever Momentary Kit
Part No	Description
4 PER1MT	Maintained Switch Kit
Part No	Description
5 PER2MS	2 Button Momentary Kit
Part No	Description
6 PER3MS	3 Button Momentary Kit
Part No	Description
7 PER4MS	4 Button Momentary Kit
Part No	Description
8 PER1MS-1	Button Momentary Kit+1K Vertical Potentiometer
PER1MS-5	Button Momentary Kit+5K Vertical Potentiometer
PER1MS-10	Button Momentary Kit+10K Vertical Potentiometer
PER1MS-25	Button Momentary Kit+25K Vertical Potentiometer
Part No	Description
9 PER1MT-1	Button Maintained Kit+1K Vertical Potentiometer
PER1MT-5	Button Maintained Kit+5K Vertical Potentiometer
PER1MT-10	Button Maintained Kit+10K Vertical Potentiometer
PER1MT-25	Button Maintained Kit+25K Vertical Potentiometer
Part No	Description
10 PER1MS-1H	Button Momentary Kit+1K Horizontal Potentiometer
PER1MS-5H	Button Momentary Kit+5K Horizontal Potentiometer
PER1MS-10H	Button Momentary Kit+10K Horizontal Potentiometer
PER1MS-25H	Button Momentary Kit+25K Horizontal Potentiometer
Part No	Description
11 PER1MT-1H	Button Maintained Kit+1K Horizontal Potentiometer
PER1MT-5H	Button Maintained Kit+5K Horizontal Potentiometer
PER1MT-10H	Button Maintained Kit+10K Horizontal Potentiometer
PER1MT-25H	Button Maintained Kit+25K Horizontal Potentiometer
Part No	Description
12 PER1MTS-1H	Rotate on/off 1K Potentiometer Switch Kit
PER1MTS-5H	Rotate on/off 5K Potentiometer Switch Kit
PER1MTS-10H	Rotate on/off 10K Potentiometer Switch Kit
PER1MTS-25H	Rotate on/off 25K Potentiometer Switch Kit

Air-Cooled
35mm Series



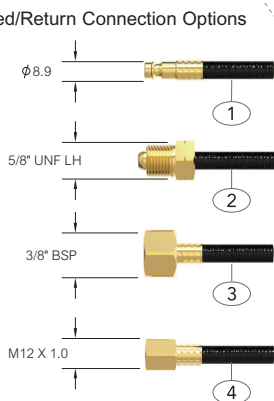
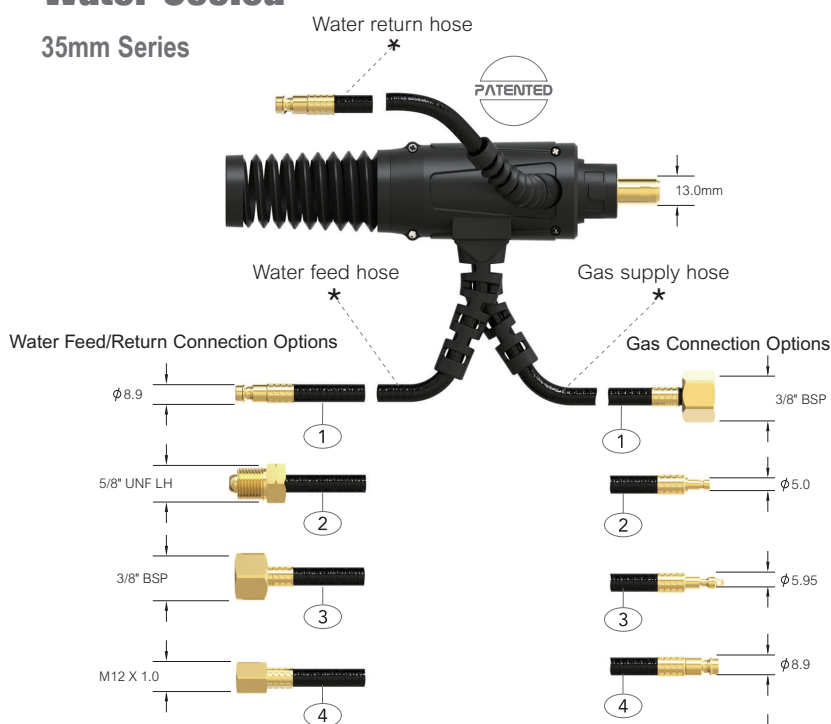
Gas Connection Options



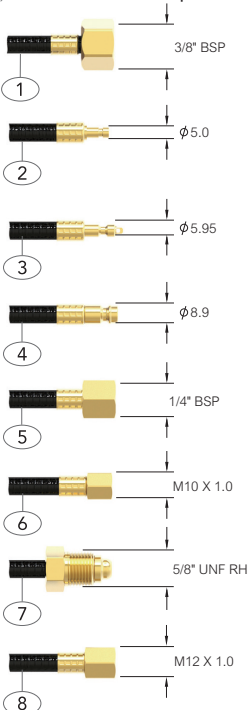
Gas Supply Hose

Part Number	Description
1 GS1	Gas Supply Hose C/W 3/8" BSP
2 GS2	Gas Supply Hose C/W 5.0mm Quick Fit
3 GS3	Gas Supply Hose C/W 5.95mm Quick Fit
4 GS4	Gas Supply Hose C/W 8.9mm Quick Fit
5 GS5	Gas Supply Hose C/W 1/4" BSP
6 GS6	Gas Supply Hose C/W M10 x 1.0
7 GS7	Gas Supply Hose C/W 5/8" UNF RH
8 GS8	Gas Supply Hose C/W M12 x 1.0

Water-Cooled
35mm Series



Gas Connection Options



Water Feed Hose

Part Number	Description
1 WF1	Water Feed Hose C/W 8.9mm Quick Fit
2 WF2	Water Feed Hose C/W 5/8" UNF LH
3 WF3	Water Feed Hose C/W 3/8" BSP
4 WF4	Water Feed Hose C/W M12 x 1.0

Water Return Hose

Part Number	Description
1 WR1	Water Return Hose C/W 8.9mm Quick Fit
2 WR2	Water Return Hose C/W 5/8" UNF LH
3 WR3	Water Return Hose C/W 3/8" BSP
4 WR4	Water Return Hose C/W M12 x 1.0

Gas Supply Hose

Part Number	Description
1 GS1	Gas Supply Hose C/W 3/8" BSP
2 GS2	Gas Supply Hose C/W 5.0mm Quick Fit
3 GS3	Gas Supply Hose C/W 5.95mm Quick Fit
4 GS4	Gas Supply Hose C/W 8.9mm Quick Fit
5 GS5	Gas Supply Hose C/W 1/4" BSP
6 GS6	Gas Supply Hose C/W M10 x 1.0
7 GS7	Gas Supply Hose C/W 5/8" UNF RH
8 GS8	Gas Supply Hose C/W M12 x 1.0

Suregrip™ Ergo Tig Torch Range

Switch Wire Plugs



Kit Order Codes

Part Number	Description
PERCP0	2 Pin Amphenol Plug

Kit Order Codes

Part Number	Description
PERCP1	4 Pin Amphenol Plug

Kit Order Codes

Part Number	Description
PERCP2	5 Pin Amphenol Plug

Kit Order Codes

Part Number	Description
PERCP3	6 Pin Amphenol Plug

Kit Order Codes

Part Number	Description
PERCP4	14 Pin Amphenol Plug

Kit Order Codes

Part Number	Description
PERCP5	6 Blade Rectangular Harting Plug

Kit Order Codes

Part Number	Description
PERCP6	8 Pin Amphenol Plug
PERCP6-5	5 Pin Amphenol Plug

Kit Order Codes

Part Number	Description
PERCP7	3 Pin Tugel Plug

Kit Order Codes

Part Number	Description
PERCP8	9 Pin Tugel Plug

Kit Order Codes

Part Number	Description
PERCP9	5 Pin Tugel Plug

Kit Order Codes

Part Number	Description
PERCP10	12 Pin Burndy Plug

Kit Order Codes

Part Number	Description
PERCP11	7 Pin Uniarc Plug

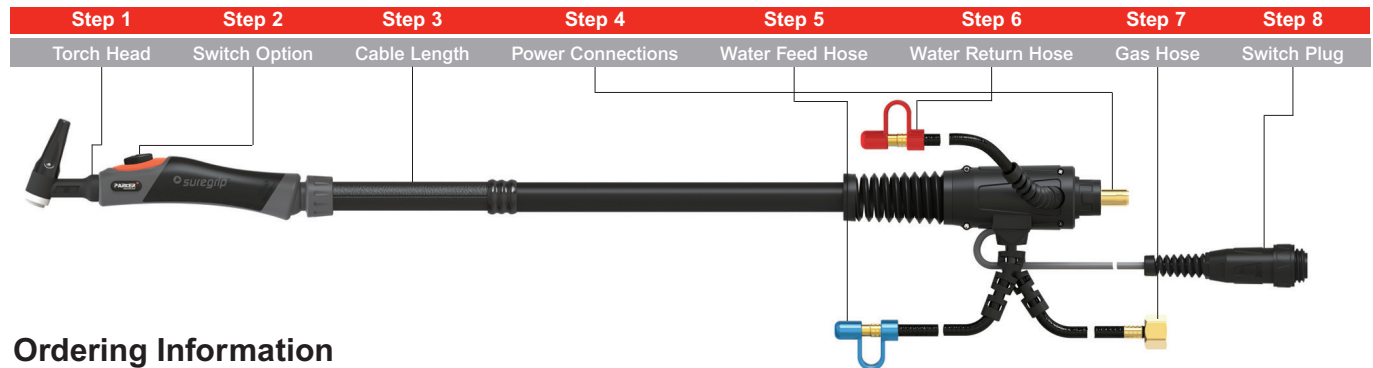
Kit Order Codes

Part Number	Description
PERCP12	7 Pin Plug
PXS12-J3P	3 Pin Plug

Kit Order Codes

Part Number	Description
PERCP13	6 Pin Molex Plug

Torch Package Configurator



Ordering Information

Torch package part numbering is configured using the simple 8 stage system outlined below.

1. Select the correct model of torch head
2. Select the switch option required
3. Select the length of cable required
4. Select the correct power connections
5. Select the correct water feed connections
6. Select the correct water return connections
7. Select the correct gas connection
8. Add a cable plug if required

Example:- SGT18FX-S1-12-SL-WF1-WR1-GS5-PERCP0

Suregrip™ SGT18FX Ergo Torch x 12ft with momentary switch, quick fit water, 1/4" BSP gas and 2 pin Amphenol plug.

	Step 1	Step 2	Step 3	Step 4	Step 5	Step 6	Step 7	Step 8
	Torch Head	Switch Option	Cable Length	Power Connections	Water Feed Hose	Water Return Hose	Gas Hose	Switch Plug
Air-Cooled	Part No.	Description		Power Connections			Part No	Description
	SGT9	125A DC		Part No.	Description		PERCP0	2 Pin Amphenol Plug
	SGT9FX	125A DC FLEX		SL	Surelok™		PERCP1	4 Pin Amphenol Plug
	SGT9FXL	125A DC FLEX LONG					PERCP2	5 Pin Amphenol Plug
	SGT17	150A DC		# Water Feed Hose			PERCP3	6 Pin Amphenol Plug
	SGT17FX	150A DC FLEX		Part No.	Description		PERCP4	14 Pin Amphenol Plug
	SGT17FXL	150A DC FLEX LONG		WF1	Water Feed Hose C/W 8.9mm Quick Fit		PERCP5	6 Blade Rectangular Harting Plug
	SGT26	180A DC		WF2	Water Feed Hose C/W 5/8" UNF LH		PERCP6	8 Pin Amphenol Plug
	SGT26FX	180A DC FLEX		WF3	Water Feed Hose C/W 3/8" BSP		PERCP6-5	5 Pin Amphenol Plug
	SGT24W	180A DC		WF4	Water Feed Hose C/W M12 x 1.0		PERCP7	3 Pin Tuchel Plug
Water-Cooled	SGT20	225A DC		NOTE: See page 10 for Surelok™ terminations explanation			PERCP8	9 Pin Tuchel Plug
	SGT20FXL	225A DC FLEX LONG		# Water Return Hose			PERCP9	5 Pin Tuchel Plug
	SGT18	380A DC		Part No.	Description		PERCP10	12 Pin Burndy Plug
	SGT18FX	380A DC FLEX		WR1	Water Return Hose C/W 8.9mm Quick Fit		PERCP11	7 Pin Uniarc Plug
	SGT18SC	410A DC		WR2	Water Return Hose C/W 5/8" UNF LH		PERCP12	7 Pin Plug
Special Access	SGTSF125M	150A DC		WR3	Water Return Hose C/W 3/8" BSP		PXS12-J3P	3 Pin Plug
	SGTSF250M	250A DC		WR4	Water Return Hose C/W M12 x 1.0		PERCP13	6 Pin Molex Plug
	SGTSF225	225A DC FLEX		NOTE: See page 10 for Surelok™ terminations explanation			NOTE: See page 11 for cable plugs explanation	
NOTE: See page 6 for torch heads explanation								
			</					

Suregrip™ Ergo Tig Torch Range

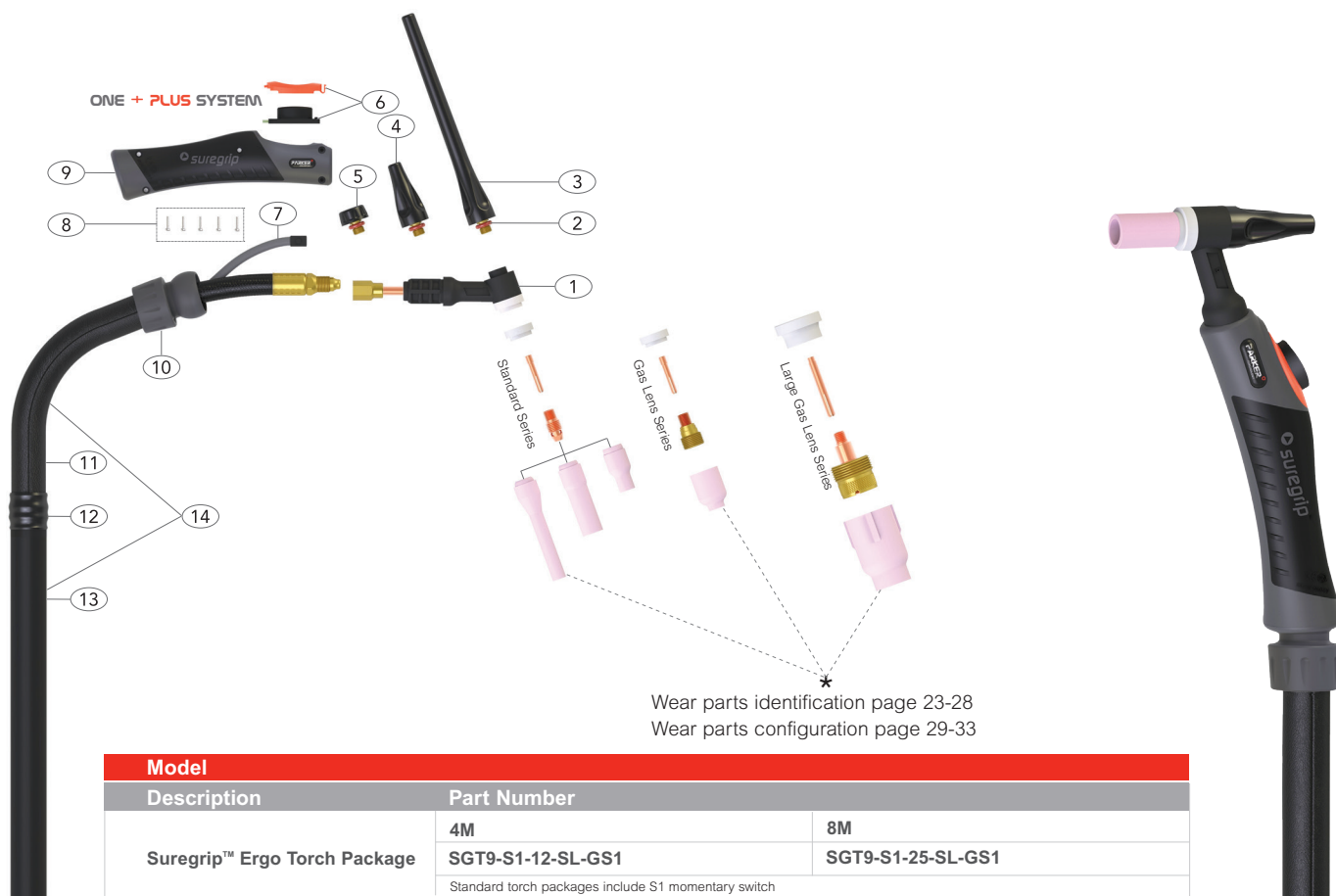
Surelok™ Terminations

SGT 9

Air-Cooled Tig Welding Torch

Rating: 125A DC, 90A AC @ 35% duty cycle.

PARKER
TORCHLOGY



Wear parts identification page 23-28

Wear parts configuration page 29-33

Model		
Description	Part Number	
Suregrip™ Ergo Torch Package	4M	8M
	SGT9-S1-12-SL-GS1	SGT9-S1-25-SL-GS1
Standard torch packages include S1 momentary switch		

Alternative torch packages can be configured using the configurator on page 12 or at www.parkertorchology.com

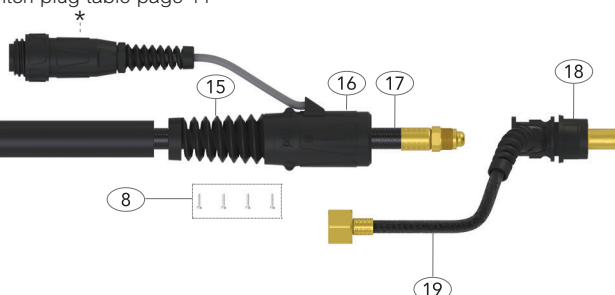
Model			
Part Number	Description	Part Number	Description
1	PWP9 Torch Body Standard	13	PERNCS-32 Neoprene Cover X 3.2mt
2	P98W77 Back Cap 'O' Ring	14	PERNCS-72 Neoprene Cover X 7.2mt
3	P41V24 Back Cap Long	15	PERCO100-40 Sheath X 12.5ft Inc Leather Cover
4	P41V35 Back Cap Medium	16	PERCO100-80 Sheath X 25ft Inc Leather Cover
5	P41V33 Back Cap Short	17	PSLH917-S Cable Support Small
6	PER1MS Momentary Kit	18	PSLH917-H Surelok™ Housing Small
7	PERSWL4 Switch Lead 12.5ft	19	PSL57Y01AOB Power Cable X 12.5ft Surelok™ O/B
8	PERSWL8 Switch Lead 25ft		PSL57Y03AOB Power Cable X 25ft Surelok™ O/B
9	PERSP1 Screw Pack		PSL3550 Surelok™ Body & Support
10	PERH100 Suregrip™ Small Ergo Tig Handle		*PSLOB-1-# Gas Supply Hose O/B
11	PERKJ100 Small Knuckle Joint & Lock Nut		
12	PERLC100-08 Leather Cover X 0.8mt		
13	PERJK100 Jointing Repair Kit		

*Note: Gas supply hoses are specified by utilizing the part number and a termination suffix from the gas supply hose table on page 10.

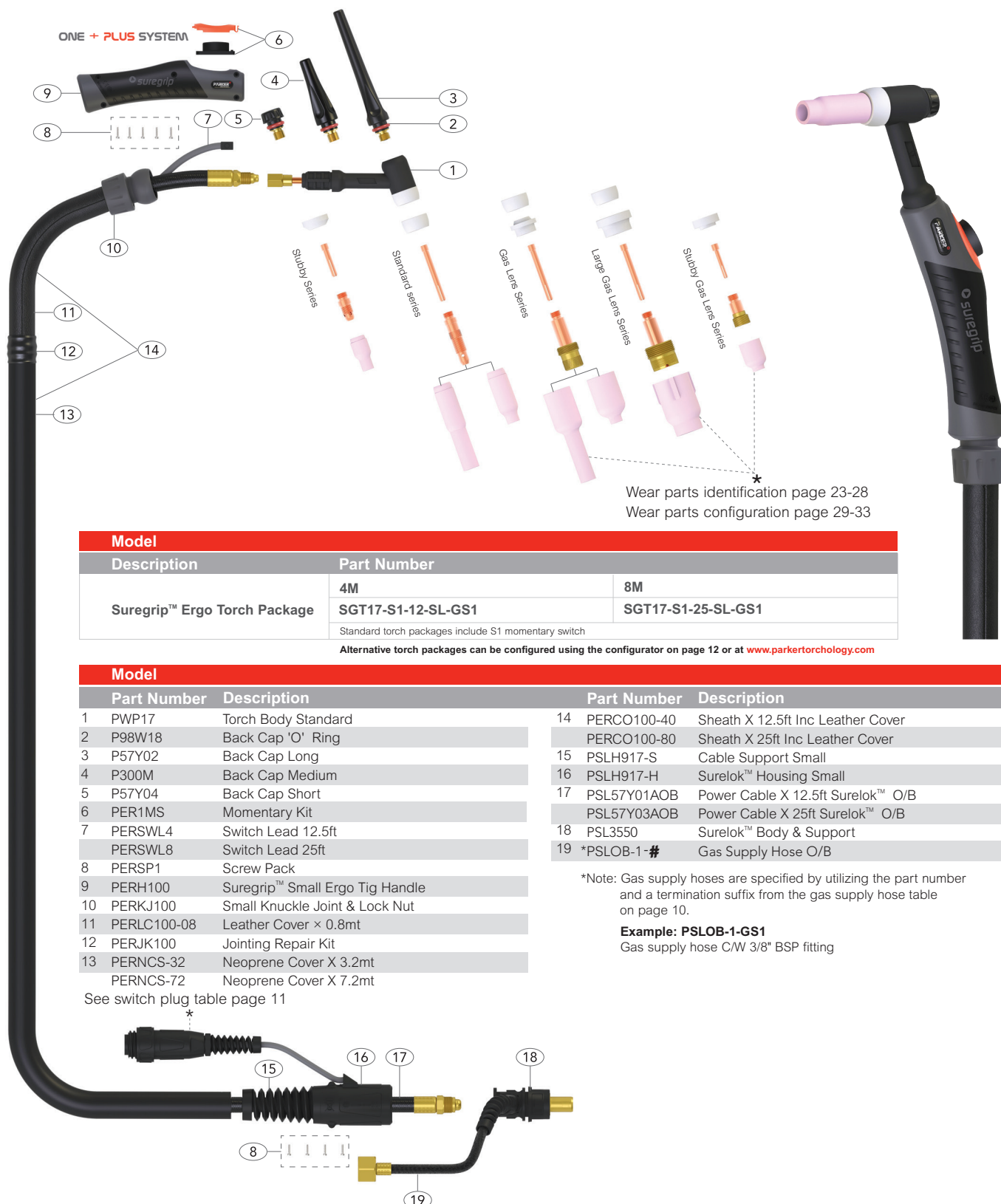
Example: PSLOB-1-GS1

Gas supply hose C/W 3/8" BSP fitting

See switch plug table page 11



SGT 17 Air-Cooled Tig Welding Torch
Rating: 150A DC, 105A AC @ 35% duty cycle.



Wear parts identification page 23-28
Wear parts configuration page 29-33

Model		
Description	Part Number	
Suregrip™ Ergo Torch Package	4M	8M
	SGT17-S1-12-SL-GS1	SGT17-S1-25-SL-GS1
Standard torch packages include S1 momentary switch		

Alternative torch packages can be configured using the configurator on page 12 or at www.parkertorchology.com

Model			
Part Number	Description	Part Number	Description
1	PWP17 Torch Body Standard	14	PERCO100-40 Sheath X 12.5ft Inc Leather Cover
2	P98W18 Back Cap 'O' Ring	15	PERCO100-80 Sheath X 25ft Inc Leather Cover
3	P57Y02 Back Cap Long	16	PSLH917-S Cable Support Small
4	P300M Back Cap Medium	17	PSLH917-H Surelok™ Housing Small
5	P57Y04 Back Cap Short	18	PSL57Y01AOB Power Cable X 12.5ft Surelok™ O/B
6	PER1MS Momentary Kit	19	PSL57Y03AOB Power Cable X 25ft Surelok™ O/B
7	PERSWL4 Switch Lead 12.5ft		PSL3550 Surelok™ Body & Support
8	PERSWL8 Switch Lead 25ft		*PSLOB-1-# Gas Supply Hose O/B
9	PERSP1 Screw Pack		
10	PERH100 Suregrip™ Small Ergo Tig Handle		
11	PERKJ100 Small Knuckle Joint & Lock Nut		
12	PERLC100-08 Leather Cover x 0.8mt		
13	PERJK100 Jointing Repair Kit		
	PERNCS-32 Neoprene Cover X 3.2mt		
	PERNCS-72 Neoprene Cover X 7.2mt		

See switch plug table page 11

*Note: Gas supply hoses are specified by utilizing the part number and a termination suffix from the gas supply hose table on page 10.

Example: PSLOB-1-GS1
Gas supply hose C/W 3/8" BSP fitting

Suregrip™ Ergo Tig Torch Range

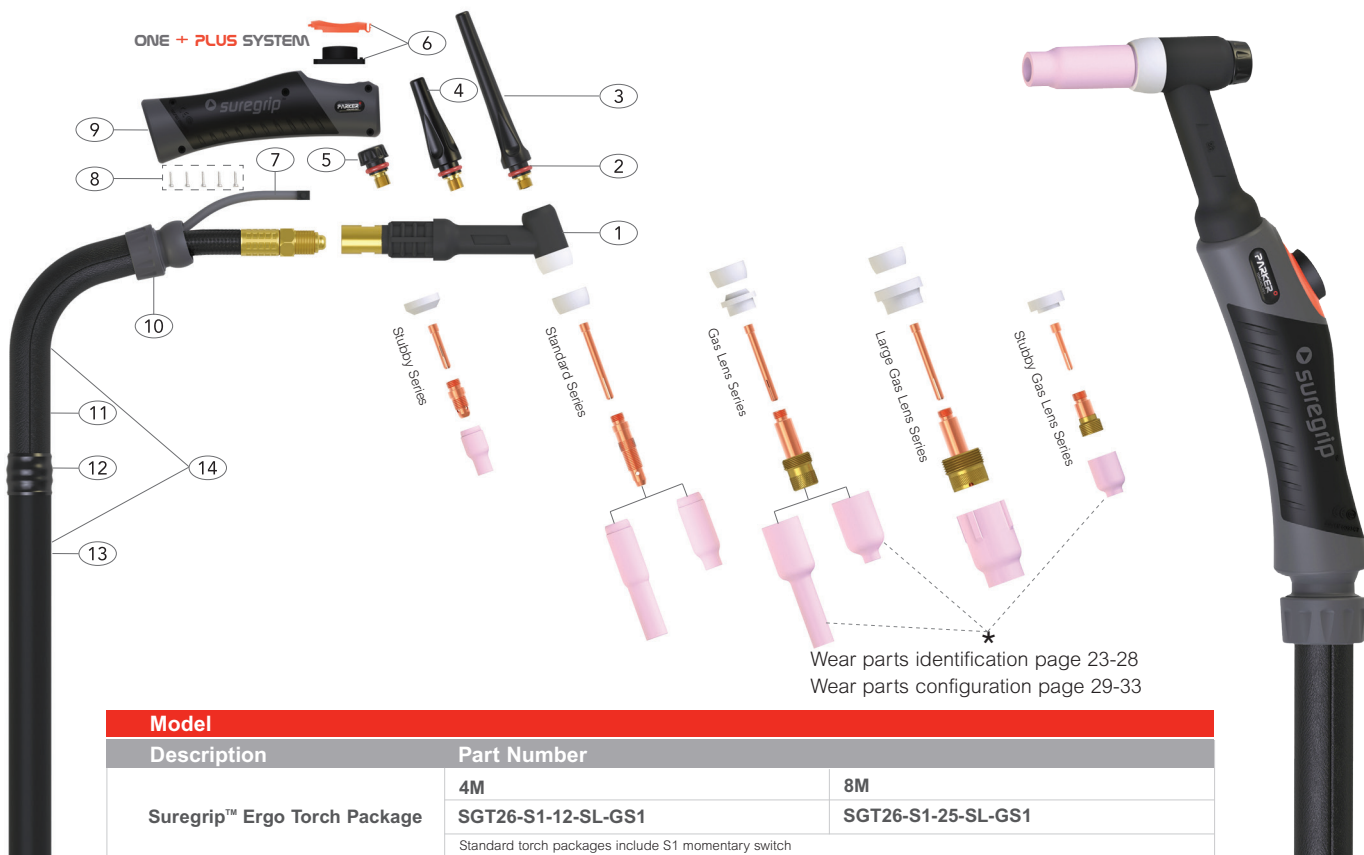
Surelok™ Terminations

SGT 26

Air-Cooled Tig Welding Torch

Rating: 180A DC, 125A AC @ 35% duty cycle.

PARKER
TORCHLOGY



Model		
Description	Part Number	
Suregrip™ Ergo Torch Package	4M	8M
	SGT26-S1-12-SL-GS1	SGT26-S1-25-SL-GS1
Standard torch packages include S1 momentary switch		

Alternative torch packages can be configured using the configurator on page 12 or at www.parkertorchology.com


Model			
Part Number	Description	Part Number	Description
1	PWP26 Torch Body Standard	12	PERJK200 Jointing Repair Kit
2	P98W18 Back Cap 'O' Ring	13	PERNCL-32 Neoprene Cover X 3.2mt
3	P57Y02 Back Cap Long		PERNCL-72 Neoprene Cover X 7.2mt
4	P300M Back Cap Medium	14	PERCO200-40 Sheath X 12.5ft Inc Leather Cover
5	P57Y04 Back Cap Short		PERCO200-80 Sheath X 25ft Inc Leather Cover
6	PER1MS Momentary Kit	15	PSLH26-S Cable Support Large
7	PERSWL4 Switch Lead 12.5ft	16	PSLH26-C Surelok™ Housing Cover
	PERSWL8 Switch Lead 25ft	17	PSLH26-H Surelok™ Housing Large
8	PERSP1 Screw Pack	18	PSL46V28AOB Power Cable X 12.5ft Surelok™ O/B
9	PERH200 Suregrip™ Large Ergo Tig Handle		PSL46V30AOB Power Cable X 25ft Surelok™ O/B
10	PERKJ200 Large Knuckle Joint & Lock Nut	19	PSL3550 Surelok™ Body & Support
11	PERLC200-08 Leather Cover X 0.8mt	20	*PSLOB-1-# Gas Supply Hose O/B

See switch plug table page 11

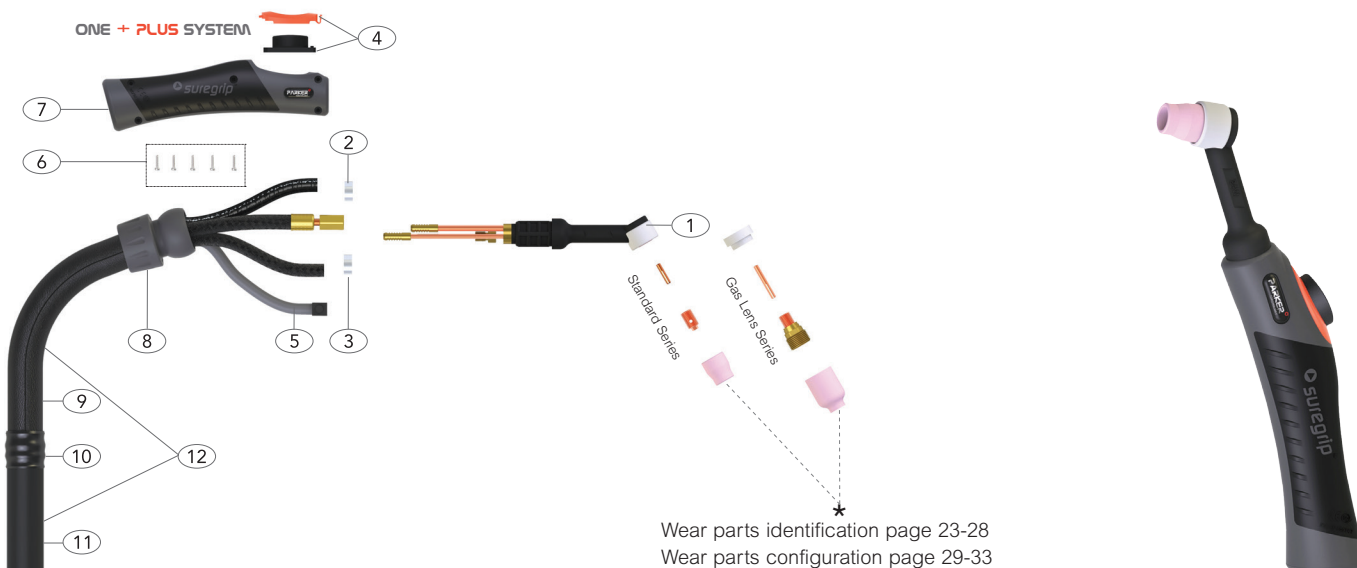
*Note: Gas supply hoses are specified by utilizing the part number and a termination suffix from the gas supply hose table on page 10.

Example: PSLOB-1-GS1

Gas supply hose C/W 3/8" BSP fitting



SGT 24W Water-Cooled Tig Welding Torch
Rating: 180A DC, 125A AC @ 100% duty cycle.



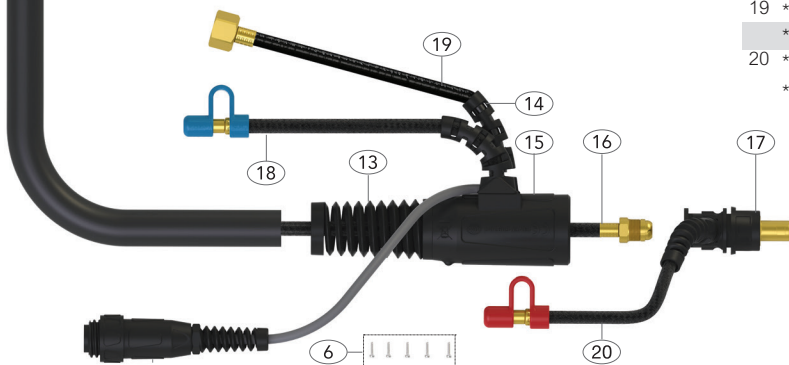
Model		
Description	Part Number	
Suregrip™ Ergo Torch Package	4M	8M
	SGT24W-S1-12-SL-WF1-WR1-GS1	SGT24W-S1-25-SL-WF1-WR1-GS1
Standard torch packages include S1 momentary switch		

Alternative torch packages can be configured using the configurator on page 12 or at www.parkertorchology.com

Model			
Part Number	Description	Part Number	Description
1	PWP24W Torch Body Standard	11	PERNCS-32 Neoprene Cover X 3.2mt
2	PB5025S Gas Hose Clamp 8.0mm	PERNCS-72	Neoprene Cover X 7.2mt
3	PB5041 Water Hose Clamp 8.7mm	12	PERCO100-40 Sheath X 12.5ft Inc Leather Cover
4	PER1MS Momentary Kit	PERCO100-80	Sheath X 25ft Inc Leather Cover
5	PERSWL4 Switch Lead 12.5ft	13	PSLH26-S Cable Support Large
6	PERSWL8 Switch Lead 25ft	14	PSLH1820-S Surelok™ Housing Support
7	PERH100 Suregrip™ Small Ergo Tig Handle	15	PSLH26-H Surelok™ Housing Large
8	PERKJ100 Small Knuckle Joint & Lock Nut	16	PSL45V03AOB Power Cable X 12.5ft Surelok™ O/B
9	PERLC100-08 Leather Cover X 0.8mt	PSL45V04AOB	Power Cable X 25ft Surelok™ O/B
10	PERJK100 Jointing Repair Kit	17	PSL3550 Surelok™ Body & Support
		18	*PN45V07OB-# Water Hose X 12.5ft O/B
		*PN45V08OB-#	Water Hose X 25Ft O/B
		19	*P45V09-# Gas Hose X 12.5ft PVC
		*P45V10-#	Gas Hose X 25ft PVC
		20	*PSLOB-1-# Water Return Hose O/B

*Note: Gas and Water hose assemblies are configured by utilizing the main part number and a termination suffix from the appropriate termination table on page 10.

Example: PN45V07OB-WF1
Water feed hose C/W quick fit



Suregrip™ Ergo Tig Torch Range

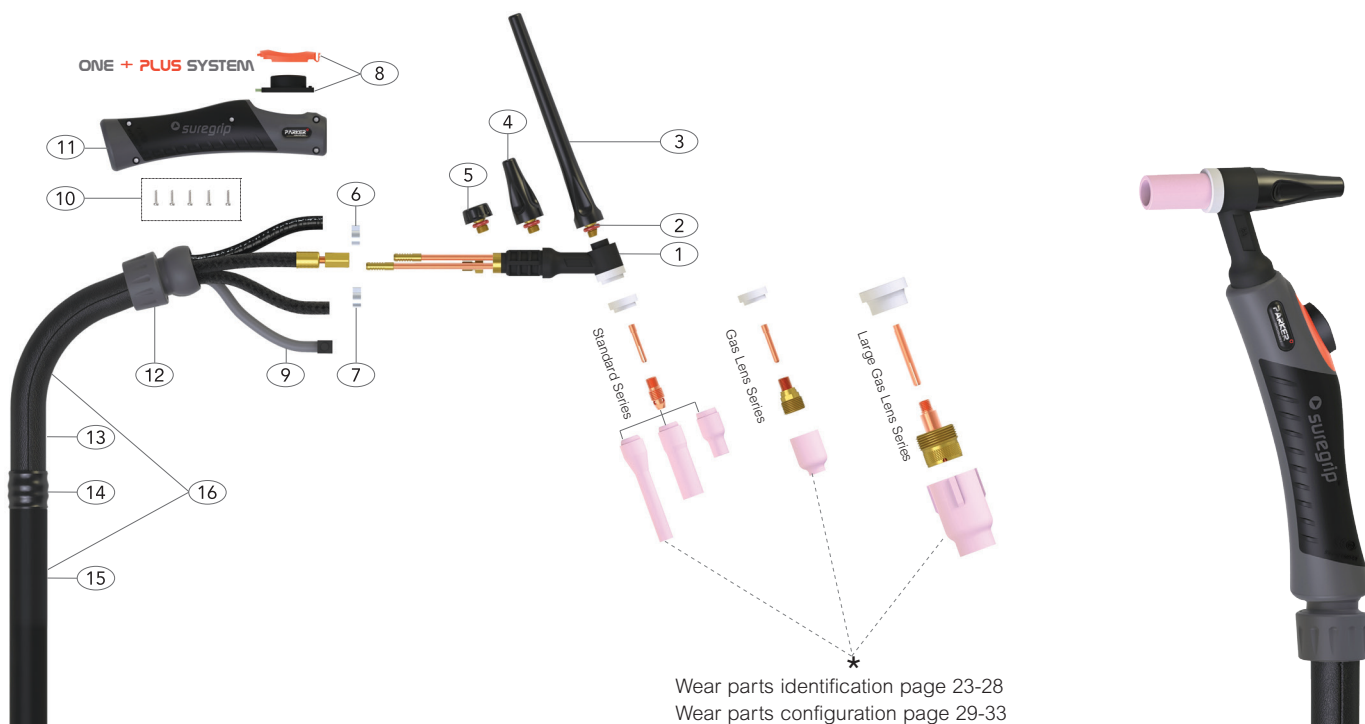
Surelok™ Terminations

SGT 20

Water-Cooled Tig Welding Torch

Rating: 225A DC, 160A AC @ 100% duty cycle.

PARKER
TORCHLOGY



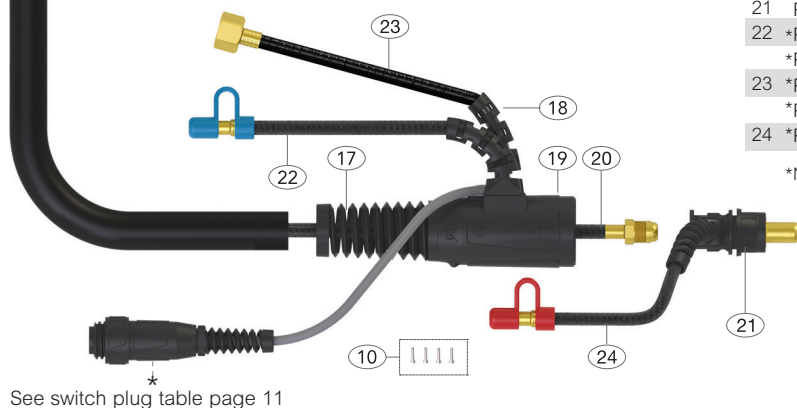
Model		
Description	Part Number	
Suregrip™ Ergo Torch Package	4M	8M
	SGT20-S1-12-SL-WF1-WR1-GS1	SGT20-S1-25-SL-WF1-WR1-GS1
Standard torch packages include S1 momentary switch		

Alternative torch packages can be configured using the configurator on page 12 or at www.parkertorchology.com

Model			
Part Number	Description	Part Number	Description
1	PWP20 Torch Body Standard	12	PERKJ100 Small Knuckle Joint & Lock Nut
2	P98W77 Back Cap 'O' Ring	13	PERLC100-08 Leather Cover X 0.8mt
3	P41V24 Back Cap Long	14	PERJK100 Jointing Repair Kit
4	P41V35 Back Cap Medium	15	PERNCS-32 Neoprene Cover X 3.2mt
5	P41V33 Back Cap Short		PERNCS-72 Neoprene Cover X 7.2mt
6	PB5025S Gas Hose Clamp 8.0mm	16	PERCO100-40 Sheath X 12.5ft Inc Leather Cover
7	PB5041 Water Hose Clamp 8.7mm		PERCO100-80 Sheath X 25ft Inc Leather Cover
8	PER1MS Momentary Kit	17	PSLH26-S Cable Support Large
9	PERSWL4 Switch Lead 12.5ft	18	PSLH1820-S Surelok™ Housing Support
	PERSWL8 Switch Lead 25ft	19	PSLH26-H Surelok™ Housing Large
10	PERSP1 Screw Pack	20	PSL45V03AOB Power Cable X 12.5ft Surelok™ O/B
11	PERH100 Suregrip™ Small Ergo Tig Handle		PSL45V04AOB Power Cable X 25ft Surelok™ O/B
		21	PSL3550 Surelok™ Body & Support
		22	*PN45V07OB-# Water Hose X 12.5ft O/B
			*PN45V08OB-# Water Hose X 25ft O/B
		23	*P45V09-# Gas Hose X 12.5ft PVC
			*P45V10-# Gas Hose X 25ft PVC
		24	*PSLOB-1-# Water Return Hose O/B

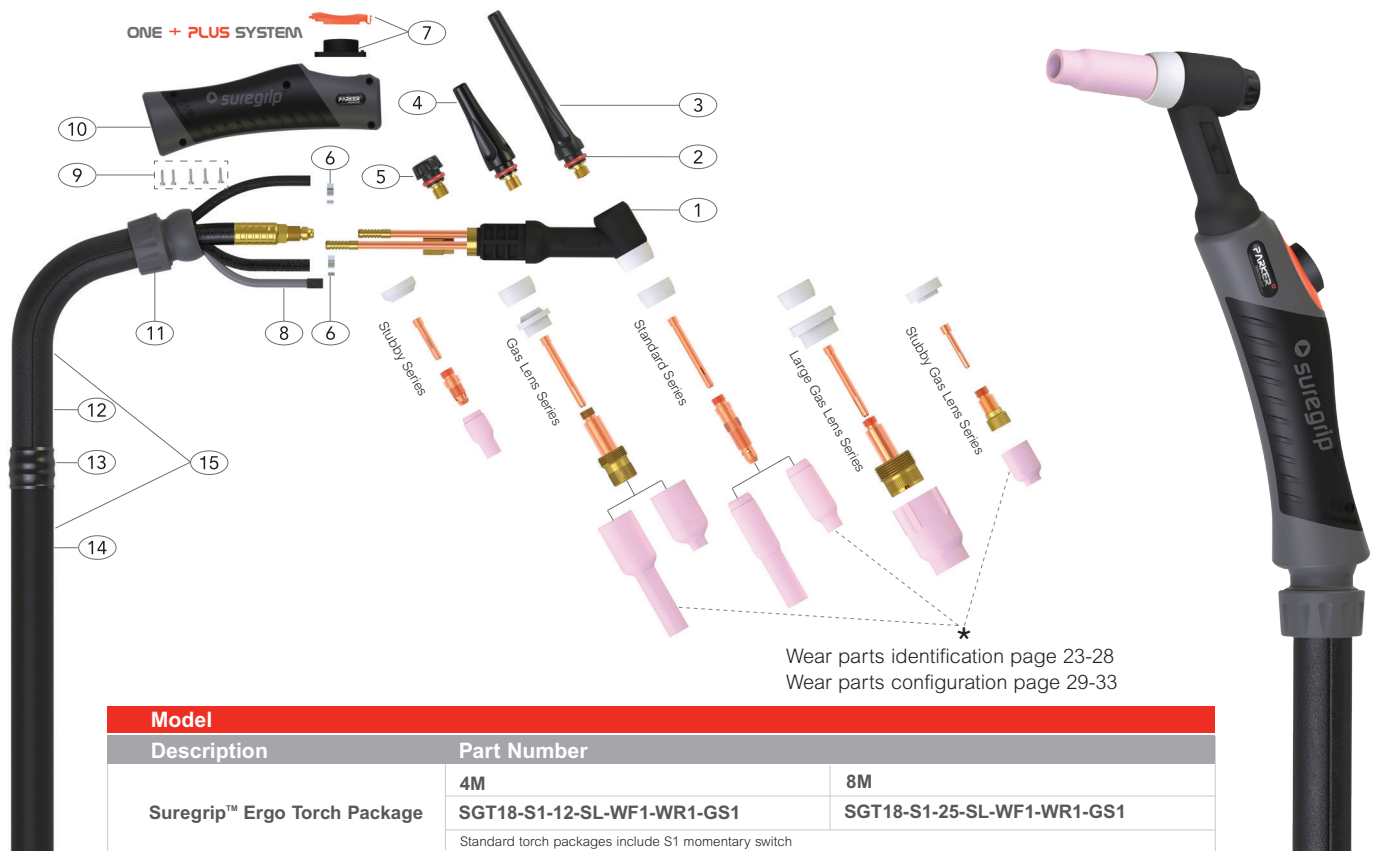
*Note: Gas and Water hose assemblies are configured by utilizing the main part number and a termination suffix from the appropriate termination table on page 10.

Example: PN45V07OB-WF1
Water feed hose C/W quick fit



See switch plug table page 11

SGT 18 Water-Cooled Tig Welding Torch
Rating: 380A DC, 270A AC @ 100% duty cycle.



Model		
Description	Part Number	
Suregrip™ Ergo Torch Package	4M	8M
	SGT18-S1-12-SL-WF1-WR1-GS1	SGT18-S1-25-SL-WF1-WR1-GS1
Standard torch packages include S1 momentary switch		

Alternative torch packages can be configured using the configurator on page 12 or at www.parkertorchology.com

Model			
Part Number	Description	Part Number	Description
1	PWP18 Torch Body Standard	12	PERLC200-08 Leather Cover X 0.8mt
2	P98W18 Back Cap 'O' Ring	13	PERJK200 Jointing Repair Kit
3	P57Y02 Back Cap Long	14	PERNCL-32 Neoprene Cover X 3.2mt
4	P300M Back Cap Medium		PERNCL-72 Neoprene Cover X 7.2mt
5	P57Y04 Back Cap Short	15	PERCO200-40 Sheath X 12.5ft Inc Leather Cover
6	PB5041 Water/Gas Hose Clamp 8.7mm		PERCO200-80 Sheath X 25ft Inc Leather Cover
7	PER1MS Momentary Kit	16	PSLH26-S Cable Support Large
8	PERSWL4 Switch Lead 12.5ft	17	PSLH1820-S Surelok™ Housing Support
	PERSWL8 Switch Lead 25ft	18	PSLH26-H Surelok™ Housing Large
9	PERSP1 Screw Pack	19	PSL40V64AOB Power Cable X 12.5ft Surelok™ O/B
10	PERH200 Suregrip™ Large Ergo Tig Handle		PSL41V29AOB Power Cable X 25ft Surelok™ O/B
11	PERKJ200 Large Knuckle Joint & Lock Nut	20	PSL3550 Surelok™ Body & Support
		21	*P45V07OB-# Water Hose X 12.5ft O/B
			*P45V08OB-# Water Hose X 25ft O/B
		22	*P45V09-# Gas Hose X 12.5ft PVC
			*P45V10-# Gas Hose X 25ft PVC
		23	*PSLOB-1-# Water Return Hose O/B

*Note: Gas and Water hose assemblies are configured by utilizing the main part number and a termination suffix from the appropriate termination table on page 10.

Example: P45V07OB-WF1
Water feed hose C/W quick fit

See switch plug table page 11

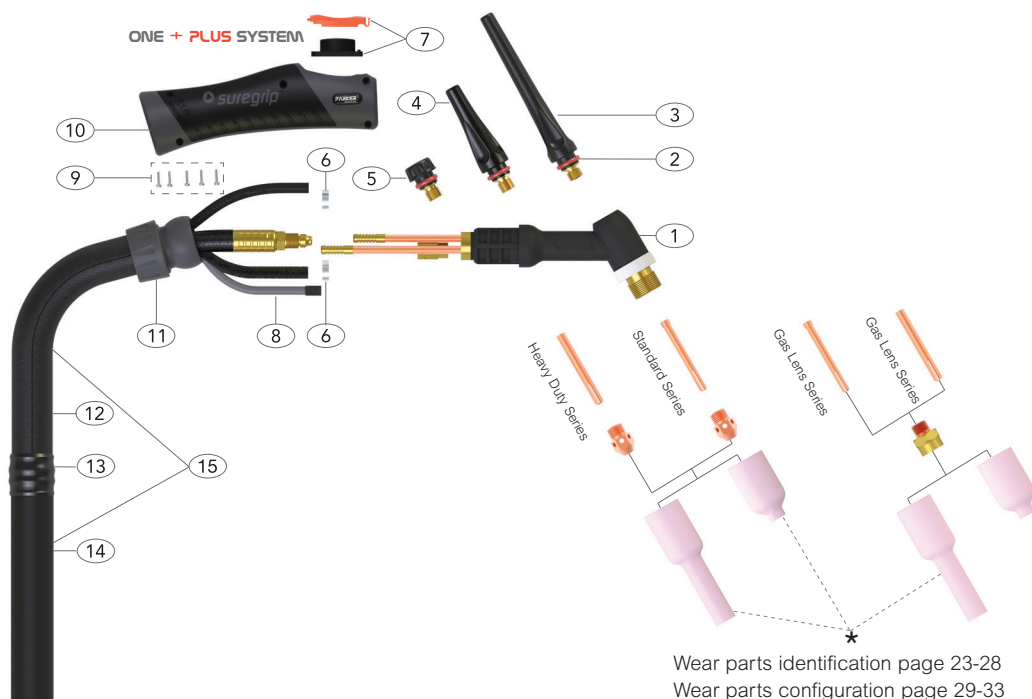
Suregrip™ Ergo Tig Torch Range

Surelok™ Terminations

SGT 18SC

Water-Cooled Tig Welding Torch
Rating: 410A DC, 290A AC @ 100% duty cycle.

PARKER
TORCHLOGY



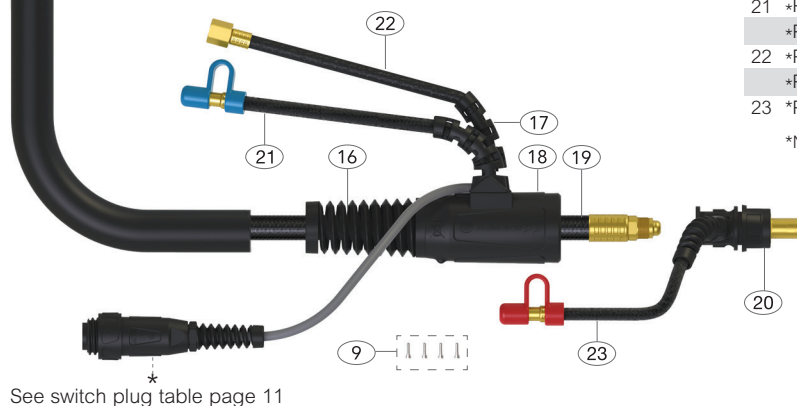
Model		
Description	Part Number	
Suregrip™ Ergo Torch Package	4M	8M
	SGT18SC-S1-12-SL-WF1-WR1-GS1	SGT18SC-S1-25-SL-WF1-WR1-GS1
Standard torch packages include S1 momentary switch		

Alternative torch packages can be configured using the configurator on page 12 or at www.parkertorchology.com

Model			
Part Number	Description	Part Number	Description
1	PWP18SC Torch Body	12	PERLC200-08 Leather Cover X 0.8mt
2	P98W18 Back Cap 'O' Ring	13	PERJK200 Jointing Repair Kit
3	P57Y02 Back Cap Long	14	PERNCL-32 Neoprene Cover X 3.2mt
4	P300M Back Cap Medium	PERNCL-72 Neoprene Cover X 7.2mt	
5	P57Y04 Back Cap Short	15	PERCO200-40 Sheath X 12.5ft Inc Leather Cover
6	PB5041 Water/Gas Hose Clamp 8.7mm	PERCO200-80 Sheath X 25ft Inc Leather Cover	
7	PER1MS Momentary Kit	16	PSLH26-S Cable Support Large
8	PERSWL4 Switch Lead 12.5ft	17	PSLH1820-S Surelok™ Housing Support
PERSWL8 Switch Lead 25ft		18	PSLH26-H Surelok™ Housing Large
9	PERSP1 Screw Pack	19	PSLHD40V64AOB Power Cable X 12.5ft Surelok™ O/B
10	PERH200 Suregrip™ Large Ergo Tig Handle	PSLHD41V29AOB Power Cable X 25ft Surelok™ O/B	
11	PERKJ200 Large Knuckle Joint & Lock Nut	20	PSL3550 Surelok™ Body & Support
		21	*P45V07OB-# Water Hose X 12.5ft O/B
		*P45V08OB-# Water Hose X 25ft O/B	
		22	*P45V09-# Gas Hose X 12.5ft PVC
		*P45V10-# Gas Hose X 25ft PVC	
		23	*PSLOB-1-# Water Return Hose O/B

*Note: Gas and Water hose assemblies are configured by utilizing the main part number and a termination suffix from the appropriate termination table on page 10.

Example: P45V07OB-WF1
Water feed hose C/W quick fit

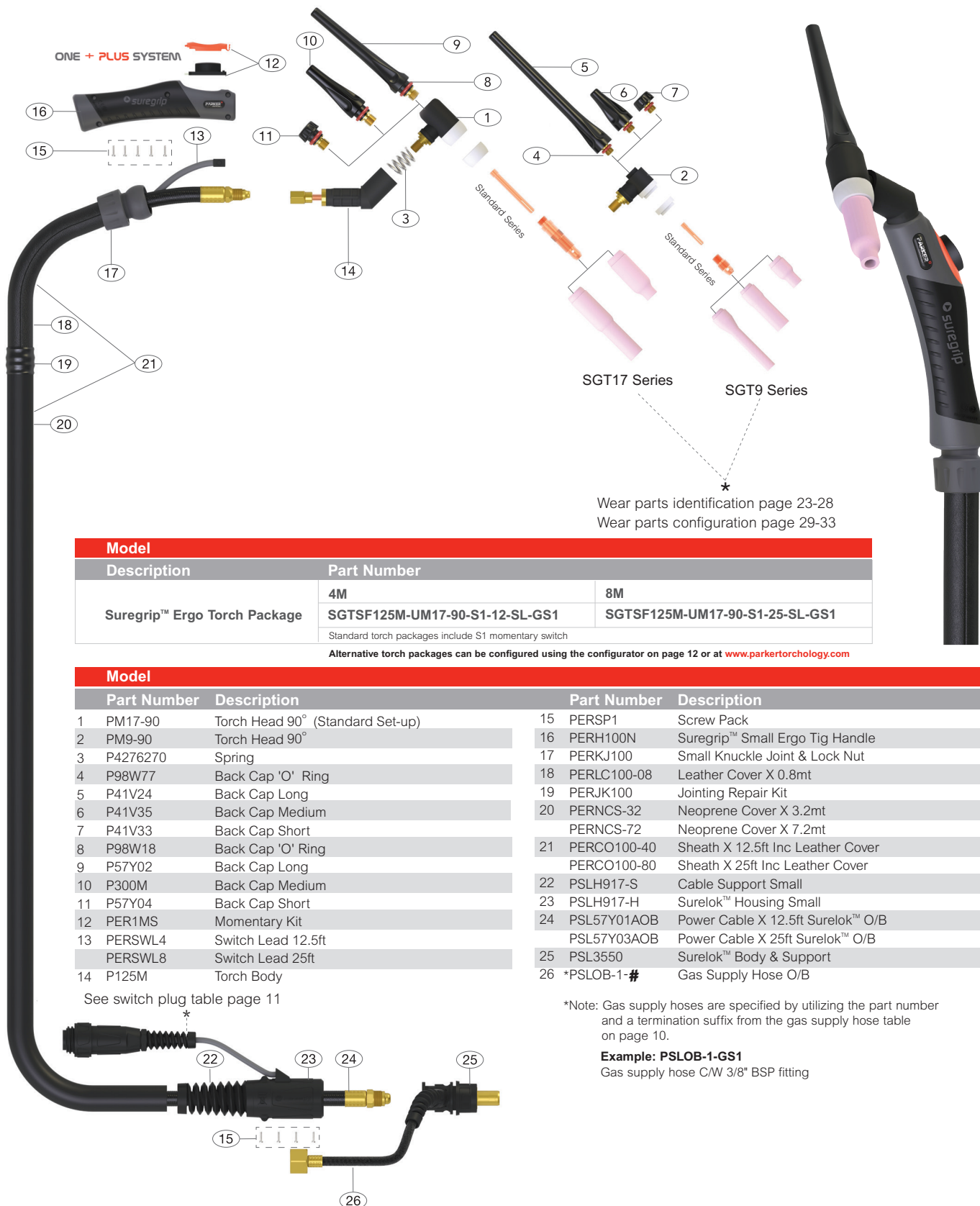


SGT 125M

Air-Cooled Tig Welding Torch

Rating: PM9-90 head 95A DC, 65A AC @ 35% duty cycle.

Rating: PM17-90 head 150A DC, 105A AC @ 35% duty cycle.



Wear parts identification page 23-28
Wear parts configuration page 29-33

Model		
Description	Part Number	
Suregrip™ Ergo Torch Package	4M	8M
	SGTSF125M-UM17-90-S1-12-SL-GS1	SGTSF125M-UM17-90-S1-25-SL-GS1

Standard torch packages include S1 momentary switch

Alternative torch packages can be configured using the configurator on page 12 or at www.parkertorchology.com

Model			
Part Number	Description	Part Number	Description
1	PM17-90 Torch Head 90° (Standard Set-up)	15	PERSP1 Screw Pack
2	PM9-90 Torch Head 90°	16	PERH100N Suregrip™ Small Ergo Tig Handle
3	P4276270 Spring	17	PERKJ100 Small Knuckle Joint & Lock Nut
4	P98W77 Back Cap 'O' Ring	18	PERLC100-08 Leather Cover X 0.8mt
5	P41V24 Back Cap Long	19	PERJK100 Jointing Repair Kit
6	P41V35 Back Cap Medium	20	PERNCS-32 Neoprene Cover X 3.2mt
7	P41V33 Back Cap Short	PERNCS-72 Neoprene Cover X 7.2mt	
8	P98W18 Back Cap 'O' Ring	21	PERCO100-40 Sheath X 12.5ft Inc Leather Cover
9	P57Y02 Back Cap Long	PERCO100-80 Sheath X 25ft Inc Leather Cover	
10	P300M Back Cap Medium	22	PSLH917-S Cable Support Small
11	P57Y04 Back Cap Short	23	PSLH917-H Surelok™ Housing Small
12	PER1MS Momentary Kit	24	PSL57Y01AOB Power Cable X 12.5ft Surelok™ O/B
13	PERSWL4 Switch Lead 12.5ft	PSL57Y03AOB Power Cable X 25ft Surelok™ O/B	
PERSWL8 Switch Lead 25ft		25	PSL3550 Surelok™ Body & Support
14	P125M Torch Body	26	*PSLOB-1-# Gas Supply Hose O/B

See switch plug table page 11

*Note: Gas supply hoses are specified by utilizing the part number and a termination suffix from the gas supply hose table on page 10.

Example: PSLOB-1-GS1

Gas supply hose C/W 3/8" BSP fitting

Suregrip™ Ergo Tig Torch Range

Surelok™ Terminations

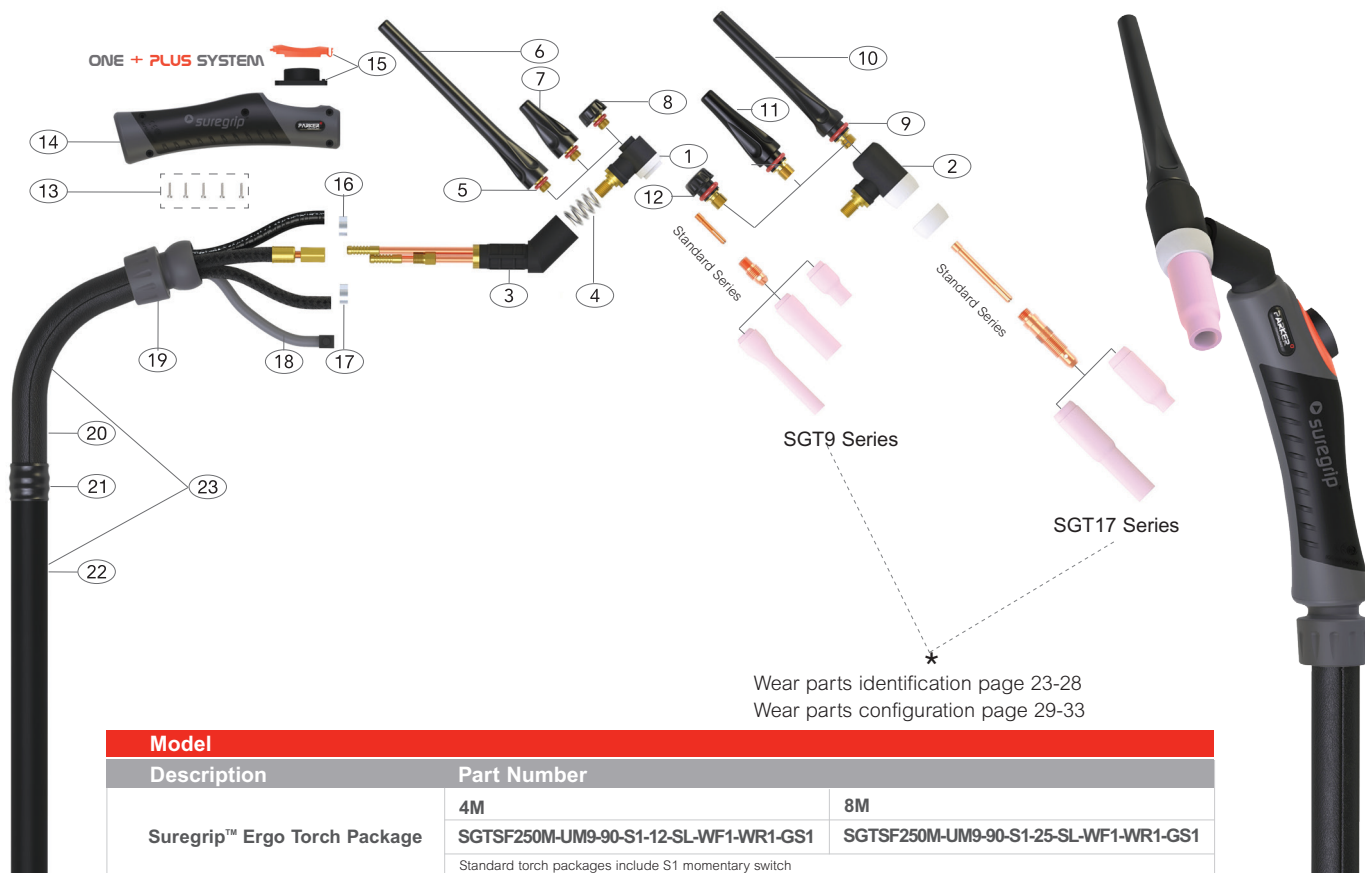
SGT 250M

Water-Cooled Tig Welding Torch

Rating: PM9-90 head 225A DC, 160A AC @ 100% duty cycle.

Rating: PM17-90 head 250A DC, 175A AC @ 100% duty cycle.

PARKER
TORCHLOGY



Wear parts identification page 23-28
Wear parts configuration page 29-33

Model		
Description	Part Number	
Suregrip™ Ergo Torch Package	4M	8M
	SGTSF250M-UM9-90-S1-12-SL-WF1-WR1-GS1	SGTSF250M-UM9-90-S1-25-SL-WF1-WR1-GS1
Standard torch packages include S1 momentary switch		

Alternative torch packages can be configured using the configurator on page 12 or at www.parkertorchology.com

Model			
Part Number	Description	Part Number	Description
1	PM9-90 Torch Head 90° (Standard Set-up)	14	PERH100N Suregrip™ Small Ergo Tig Handle
2	PM17-90 Torch Head 90°	15	PER1MS Momentary Kit
3	P250M Torch Body	16	PB5025S Gas Hose Clamp 8.0mm
4	P4276270 Spring	17	PB5041 Water Hose Clamp 8.7mm
5	P98W77 Back Cap 'O' Ring	18	PERSWL4 Switch Lead 12.5ft
6	P41V24 Back Cap Long		PERSWL8 Switch Lead 25ft
7	P41V35 Back Cap Medium	19	PERKJ100 Small Knuckle Joint & Lock Nut
8	P41V33 Back Cap Short	20	PERLC100-08 Leather Cover X 0.8mt
9	P98W18 Back Cap 'O' Ring	21	PERJK100 Jointing Repair Kit
10	P57Y02 Back Cap Long	22	PERNCS-32 Neoprene Cover X 3.2 mt
11	P300M Back Cap Medium		PERNCS-72 Neoprene Cover X 7.2mt
12	P57Y04 Back Cap Short	23	PERCO100-40 Sheath X 12.5ft Inc Leather Cover
13	PERSP1 Screw Pack		PERCO100-80 Sheath X 25ft Inc Leather Cover
		24	PSLH26-S Cable Support Large
		25	PSLH1820-S Surelok™ Housing Support
		26	PSLH26-H Surelok™ Housing Large
		27	PSL45V03AOB Power Cable X 12.5ft Surelok™ O/B
			PSL45V04AOB Power Cable X 25ft Surelok™ O/B
		28	PSL3550 Surelok™ Body & Support
		29	*PN45V07OB-# Water Hose X 12.5ft O/B
			*PN45V08OB-# Water Hose X 25ft O/B
		30	*P45V09-# Gas Hose X 12.5ft PVC
			*P45V10-# Gas Hose X 25ft PVC
		31	*PSLOB-1-# Water Return Hose O/B

*Note: Gas and Water hose assemblies are configured by utilizing the main part number and a termination suffix from the appropriate termination table on page 10.

Example: PN45V07OB-WF1
Water feed hose C/W quick fit

See switch plug table page 11

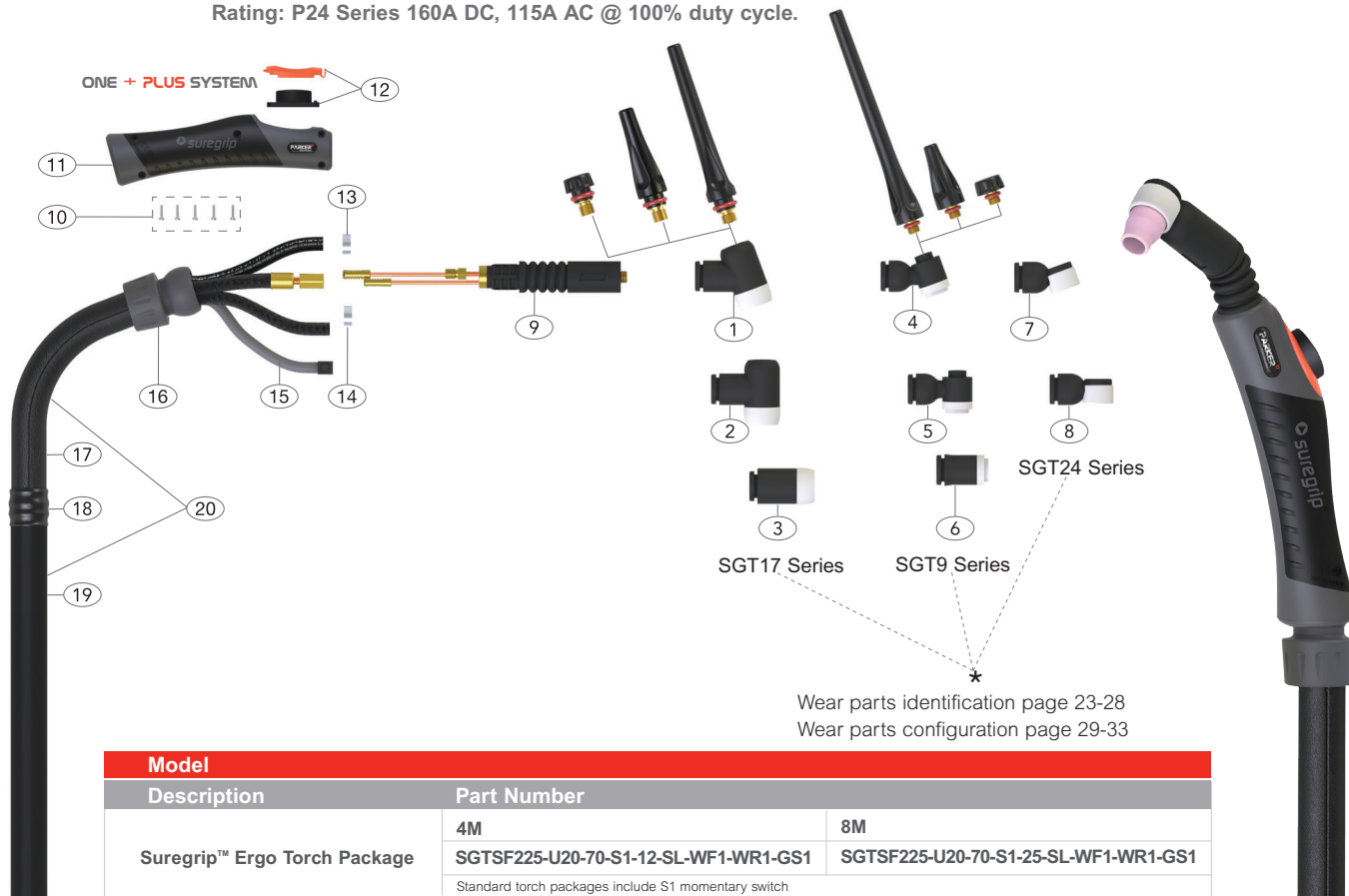
SGT 225F

Water-Cooled Tig Welding Torch

Rating: P18 Series 225A DC, 160A AC @ 100% duty cycle.

Rating: P20 Series 200A DC, 140A AC @ 100% duty cycle.

Rating: P24 Series 160A DC, 115A AC @ 100% duty cycle.



Wear parts identification page 23-28
Wear parts configuration page 29-33

Model		
Description	Part Number	
Suregrip™ Ergo Torch Package	4M	8M
	SGTSF225-U20-70-S1-12-SL-WF1-WR1-GS1	SGTSF225-U20-70-S1-25-SL-WF1-WR1-GS1
Standard torch packages include S1 momentary switch		

Alternative torch packages can be configured using the configurator on page 12 or at www.parkertorchology.com

Model			
Part Number	Description	Part Number	Description
1	P18-70 Torch Head 70°	13	PB5025S Gas Hose Clamp 8.0mm
2	P18-90 Torch Head 90°	14	PB5041 Water Hose Clamp 8.7mm
3	P18-180 Torch Head 180°	15	PERSWL4 Switch Lead 12.5ft
4	P20-70 Torch Head 70° (Standard Set-up)		PERSWL8 Switch Lead 25ft
5	P20-90 Torch Head 90°	16	PERKJ100 Small Knuckle Joint & Lock Nut
6	P20-180 Torch Head 180°	17	PERLC100-08 Leather Cover X 0.8mt
7	P24-70 Torch Head 70°	18	PERJK100 Jointing Repair Kit
8	P24-90 Torch Head 90°	19	PERNCS-32 Neoprene Cover X 3.2mt
9	P225F Torch Body		PERNCS-72 Neoprene Cover X 7.2mt
10	PERSP1 Screw Pack	20	PERCO100-40 Sheath X 12.5ft Inc Leather Cover
11	PERH100 Suregrip™ Small Ergo Tig Handle		PERCO100-80 Sheath X 25ft Inc Leather Cover
12	PER1MS Momentary Kit	21	PSLH26-S Cable Support Large
		22	PSLH1820-S Surelok™ Housing Support
		23	PSLH26-H Surelok™ Housing Large
		24	PSL45V03AOB Power Cable X 12.5ft Surelok™ O/B
			PSL45V04AOB Power Cable X 25ft Surelok™ O/B
		25	PSL3550 Surelok™ Body & Support
		26	*PN45V07OB-# Water Hose X 12.5ft O/B
			*PN45V08OB-# Water Hose X 25ft O/B
		27	*P45V09-# Gas Hose X 12.5ft PVC
			*P45V10-# Gas Hose X 25ft PVC
		28	*PSLOB-1-# Water Return Hose O/B

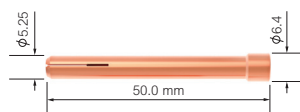
*Note: Gas and Water hose assemblies are configured by utilizing the main part number and a termination suffix from the appropriate termination table on page 10.

Example: PN45V07OB-WF1
Water feed hose C/W quick fit

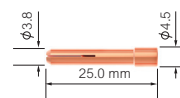
See switch plug table page 11

Standard Collets

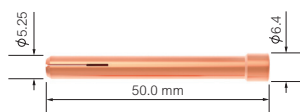
SGT		17/18/18SC/26/125M/250M/225F	
Part No.	Description	Electrode Size	
		MM	INCH
P10N21	Standard Collet	0.5	0.020
P10N22	Standard Collet	1.0	0.040
P10N23	Standard Collet	1.6	1/16
P10N23M	Standard Collet	2.0	5/64
P10N24	Standard Collet	2.4	3/32
P10N25	Standard Collet	3.2	1/8



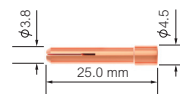
SGT		9/20/125M/250M/225F	
Part No.	Description	Electrode Size	
		MM	INCH
P13N20	Standard Collet	0.5	0.020
P13N21	Standard Collet	1.0	0.040
P13N22	Standard Collet	1.6	1/16
P13N22M	Standard Collet	2.0	5/64
P13N23	Standard Collet	2.4	3/32



SGT		18/18SC/125M/250M/225F	
Part No.	Description	Electrode Size	
		MM	INCH
P54N20	Standard Collet	4.0	5/32



SGT		20/125M/250M/225F	
Part No.	Description	Electrode Size	
		MM	INCH
P13N24	Standard Collet	3.2	1/8

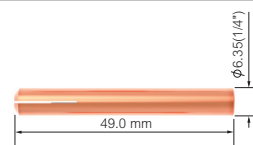


SGT		24W/225F	
Part No.	Description	Electrode Size	
		MM	INCH
P53N14	Standard Collet	1.6	1/16
P53N16	Standard Collet	1.0	0.040



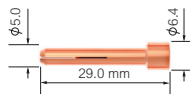
Heavy Duty Collets

SGT		18SC	
Part No.	Description	Electrode Size	
		MM	INCH
P10N25HD	Heavy Duty Collet	3.2	1/8
P54N20HD	Heavy Duty Collet	4.0	5/32
P18C36	Heavy Duty Collet	4.8	3/16




Stubby Series Collets

SGT		17/18/26/125M/250M/225F	
Part No.	Description	Electrode Size	
		MM	INCH
P10N21S	Stubby Series Collet	0.5	0.020
P10N22S	Stubby Series Collet	1.0	0.040
P10N23S	Stubby Series Collet	1.6	1/16
P10N24S	Stubby Series Collet	2.4	3/32
P10N25S	Stubby Series Collet	3.2	1/8




Large Diameter Gas Lens Collets

SGT		9/20/125M/250M/225F	
Part No.	Description	Electrode Size	
		MM	INCH
P13N20L	Large Diameter Gas Lens Collet	0.5	0.020
P13N21L	Large Diameter Gas Lens Collet	1.0	0.040
P13N22L	Large Diameter Gas Lens Collet	1.6	1/16
P13N23L	Large Diameter Gas Lens Collet	2.4	3/32
P13N24L	Large Diameter Gas Lens Collet	3.2	1/8




Stubby Series Collets

SGT		17/18/26/125M/250M/225F	
Part No.	Description	Electrode Size	
		MM	INCH
PSTB13N20	Stubby Series Collet	0.5	0.020
PSTB13N21	Stubby Series Collet	1.0	0.040
PSTB13N22	Stubby Series Collet	1.6	1/16
PSTB13N22M	Stubby Series Collet	2.0	5/64
PSTB13N23	Stubby Series Collet	2.4	3/32



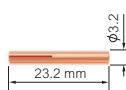
Standard Collet Bodies

SGT		17/18/26/125M/250M/225F	
Part No.	Description	Electrode Size	
		MM	INCH
P10N28	Standard Collet Body	3.2	1/8
P10N29	Standard Collet Body	0.5	0.020
P10N30	Standard Collet Body	1.0	0.040
P10N31	Standard Collet Body	1.6	1/16
P10N31M	Standard Collet Body	2.0	5/64
P10N32	Standard Collet Body	2.4	3/32

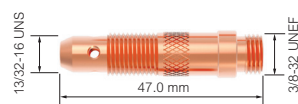


Gas Lens Collets

SGT		24W/225F	
Part No.	Description	Electrode Size	
		MM	INCH
P53N64	Gas Lens Collet	1.6	1/16




SGT		18/250M/225F	
Part No.	Description	Electrode Size	
		MM	INCH
P406488	Standard Collet Body	4.0	5/32



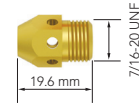
Wear Parts

Standard Collet Bodies

SGT		9/20/125M/250M/225F	
Part No.	Description	Electrode Size	
		MM	INCH
P13N25	Standard Collet Body	0.5	0.020
P13N26	Standard Collet Body	1.0	0.040
P13N27	Standard Collet Body	1.6	1/16
P13N27M	Standard Collet Body	2.0	5/64
P13N28	Standard Collet Body	2.4	3/32
P13N29	Standard Collet Body	3.2	1/8



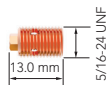
SGT		18SC
Part No.	Description	Bore
		MM
PNCB-36	Heavy Duty Nose Collet Body	5.0



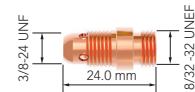
Stubby Collet Bodies

Standard Collet Bodies

SGT		24W/225F	
Part No.	Description	Electrode Size	
		MM	INCH
P53N18	Standard Collet Body	1.0	0.040
P53N19	Standard Collet Body	1.6	1/16
P24CB332	Standard Collet Body	2.4	3/32

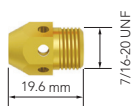


SGT		17/18/26/125M/250M/225F
Part No.	Description	Bore
		MM
P17CB20	Stubby Collet Body	3.5




Heavy Duty Collet Bodies

SGT		18SC
Part No.	Description	Bore
		MM
PNCB-53	Standard Nose Collet Body	3.4

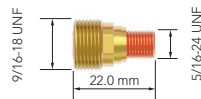


SGT		17/18/26/125M/250M/225F	
Part No.	Description	Electrode Size	
		MM	INCH
P45V24	Gas Lens Body	1.0	0.040
P45V25	Gas Lens Body	1.6	1/16
P45V25M	Gas Lens Body	2.0	5/64
P45V26	Gas Lens Body	2.4	3/32
P45V27	Gas Lens Body	3.2	1/8
P45V28	Gas Lens Body	4.0	5/32
P45V29	Gas Lens Body	0.5	0.020

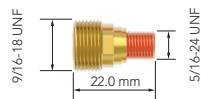


Gas Lens Bodies

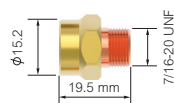
SGT		9/20/24W/125M/250M/225F	
Part No.	Description	Electrode Size	
		MM	INCH
P45V41	Gas Lens Body	0.5	0.020
P45V42	Gas Lens Body	1.0	0.040
P45V43	Gas Lens Body	1.6	1/16
P45V43M	Gas Lens Body	2.0	5/64
P45V44	Gas Lens Body	2.4	3/32



SGT		9/20/125M/250M/225F	
Part No.	Description	Electrode Size	
		MM	INCH
P45V45	Gas Lens Body	3.2	1/8

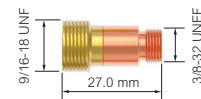


SGT		18SC	
Part No.	Description	Electrode Size	
		MM	INCH
P18GL16	Gas Lens Body	1.6	1/16
P18GL32	Gas Lens Body	2.4	3/32
P18GL18	Gas Lens Body	3.2	1/8
P18GL53	Gas Lens Body	4.0	5/32
P18GL36	Gas Lens Body	4.8	3/16




Stubby Gas Lens Bodies

SGT		17/18/26/125M/250M/225F	
Part No.	Description	Electrode Size	
		MM	INCH
PSTB45V41	Stubby Gas Lens Body	0.5	0.020
PSTB45V42	Stubby Gas Lens Body	1.0	0.040
PSTB45V43	Stubby Gas Lens Body	1.6	1/16
PSTB45V43M	Stubby Gas Lens Body	2.0	5/64
PSTB45V44	Stubby Gas Lens Body	2.4	3/32
PSTB45V45	Stubby Gas Lens Body	3.2	1/8




Large Diameter Gas Lens Bodies

SGT		17/18/26/125M/250M/225F	
Part No.	Description	Electrode Size	
		MM	INCH
P45V0204	Large Diameter Gas Lens Body	1.0	0.040
P45V116	Large Diameter Gas Lens Body	1.6	1/16
P45V64	Large Diameter Gas Lens Body	2.4	3/32
P45V63	Large Diameter Gas Lens Body	4.0	5/32
P995795	Large Diameter Gas Lens Body	3.2	1/8



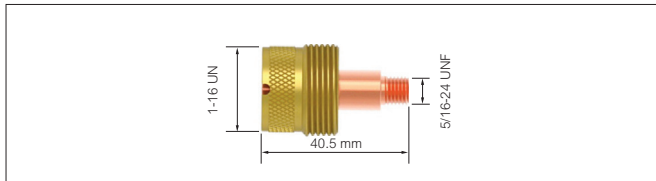
Large Diameter Gas Lens Bodies

SGT		9/20/125M/250M/225F	
Part No.	Description	Electrode Size	
		MM	INCH
P45V0204S	Large Diameter Gas Lens Body	1.0	0.040
P45V116S	Large Diameter Gas Lens Body	1.6	1/16
P45V64S	Large Diameter Gas Lens Body	2.4	3/32
P45V63S	Large Diameter Gas Lens Body	4.0	5/32

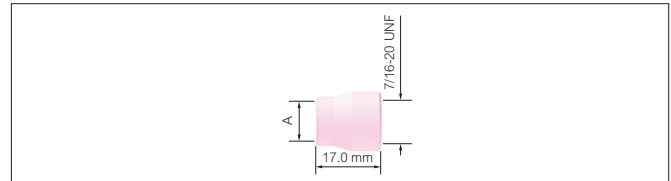


Large Diameter Gas Lens Bodies

SGT 20/125M/250M/225F		Electrode Size	
Part No.	Description	MM	INCH
P995795S	Large Diameter Gas Lens Body	3.2	1/8

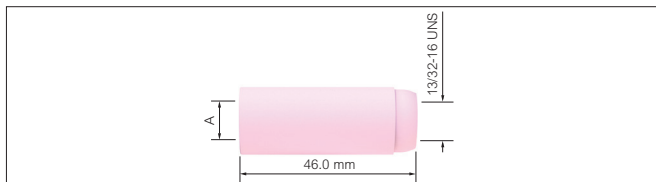


SGT 24W/225F		BoreA	
Part No.	Description	Size	MM INCH
P53N24	Standard Ceramic Cup	4	6 1/4
P53N25	Standard Ceramic Cup	5	8 5/16
P53N27	Standard Ceramic Cup	6	10 3/8



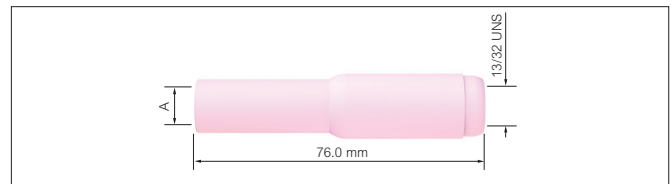
Standard Ceramic Cups

SGT 17/18/26/125M/250M/225F		BoreA	
Part No.	Description	Size	MM INCH
P10N44	Standard Ceramic Cup	12	19 3/4
P10N45	Standard Ceramic Cup	10	16 5/8
P10N46	Standard Ceramic Cup	8	12.5 1/2
P10N47	Standard Ceramic Cup	7	11 7/16
P10N48	Standard Ceramic Cup	6	10 3/8
P10N49	Standard Ceramic Cup	5	8 5/16
P10N50	Standard Ceramic Cup	4	6 1/4

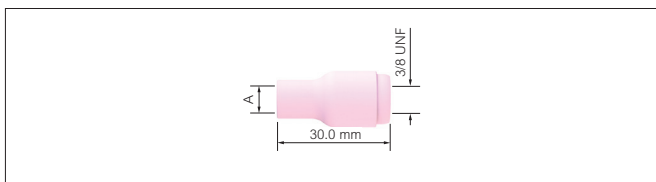


Standard Long Ceramic Cups

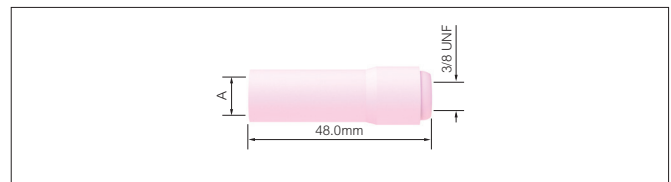
SGT 17/18/26/125M/250M/225F		BoreA	
Part No.	Description	Size	MM INCH
P10N47L	Standard Long Ceramic Cup	7L	11 7/16
P10N48L	Standard Long Ceramic Cup	6L	10 3/8
P10N49L	Standard Long Ceramic Cup	5L	8 5/16



SGT 9/17/18/20/26/125M/250M/225F		BoreA	
Part No.	Description	Size	MM INCH
P13N08	Standard Ceramic Cup	4	6 1/4
P13N09	Standard Ceramic Cup	5	8 5/16
P13N10	Standard Ceramic Cup	6	10 3/8
P13N11	Standard Ceramic Cup	7	11 7/16
P13N12	Standard Ceramic Cup	8	12.5 1/2
P13N13	Standard Ceramic Cup	10	16 5/8

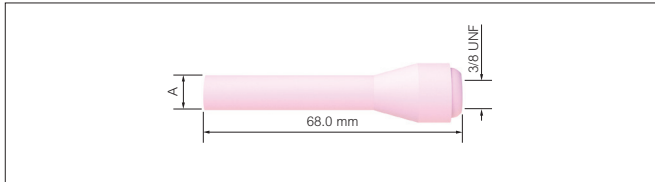


SGT 9/20/125M/250M/225F		BoreA	
Part No.	Description	Size	MM INCH
P796F70	Standard Long Ceramic Cup	3	5 3/16
P796F71	Standard Long Ceramic Cup	4	6 1/4
P796F72	Standard Long Ceramic Cup	5	8 5/16
P796F73	Standard Long Ceramic Cup	6	10 3/8




Standard Extra Long Ceramic Cups

SGT		9/20/125M/250M/225F			
Part No.	Description	Size	BoreA		
			MM	INCH	
P796F74	Standard Extra Long Ceramic Cup	3	5	3/16	
P796F75	Standard Extra Long Ceramic Cup	4	6	1/4	
P796F76	Standard Extra Long Ceramic Cup	5	8	5/16	
P796F77	Standard Extra Long Ceramic Cup	6	10	3/8	



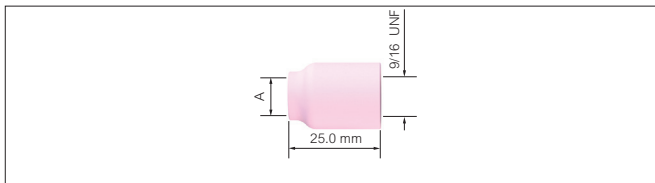
Long Gas Lens Ceramic Cups

SGT		17/18/18SC/26/125M/250M/225F			
Part No.	Description	Size	BoreA		
			MM	INCH	
P54N15L	Long Gas Lens Ceramic Cup	7	11	7/16	
P54N16L	Long Gas Lens Ceramic Cup	6	10	3/8	
P54N17L	Long Gas Lens Ceramic Cup	5	8	5/16	



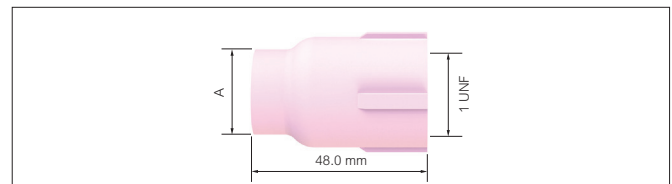
Gas Lens Cups

SGT		9/17/18/20/24W/26/125M/250M/225F			
Part No.	Description	Size	BoreA		
			MM	INCH	
P53N58	Gas Lens Cup	4	6	1/4	
P53N59	Gas Lens Cup	5	8	5/16	
P53N60	Gas Lens Cup	6	10	3/8	
P53N61	Gas Lens Cup	7	11	7/16	
P53N61S	Gas Lens Cup	8	12.5	1/2	



Large Diameter Gas Lens Cups

SGT		9/17/18/20/26/125M/250M/225F			
Part No.	Description	Size	BoreA		
			MM	INCH	
P57N74	Large Diameter Gas Lens Cup	8	12.5	1/2	
P57N75	Large Diameter Gas Lens Cup	6	10	3/8	
P53N87	Large Diameter Gas Lens Cup	12	19	3/4	
P53N88	Large Diameter Gas Lens Cup	10	16	5/8	



SGT		17/18/18SC/26/125M/250M/225F			
Part No.	Description	Size	BoreA		
			MM	INCH	
P54N14	Gas Lens Cup	8	12.5	1/2	
P54N15	Gas Lens Cup	7	11	7/16	
P54N16	Gas Lens Cup	6	10	3/8	
P54N17	Gas Lens Cup	5	8	5/16	
P54N18	Gas Lens Cup	4	6	1/4	
P54N19	Gas Lens Cup	11	17	11/16	

